



Georgia Residual Market State Activity Report

Annual 2022



Executive Summary

NCCI, as Pool and Plan Administrator of the Georgia Workers Compensation Insurance Plan, is pleased to provide the Annual 2022 *Georgia Residual Market State Activity Report*.

Readers will notice that the order of our charts and tables has been reorganized, based on customer feedback. This will provide a more streamlined picture of the key measurement factors and issues relating to the operation of the Georgia Plan. Residual Market demographics contained in this report include:

Table of Contents

Residual Market Demographics	
Residual Market Total Policies and Premium in Force	1
Georgia Residual Market Reinsurance Pool Booked Loss Ratio	2
Georgia Residual Market Reinsurance Pool Ultimate Net Written Premium.....	2
Georgia Residual Market Reinsurance Pool Net Operating Results	3
Collections/Indemnification.....	4
Voluntary Coverage Assistance Program.....	5
Total Applications Bound	6
Total Application Premium Bound.....	6
Residual Market Total Policy Counts	7
Residual Market Total Premium Volume.....	7
Total Premium Distribution by Size of Risk.....	8
Residual Market Top 10 Classification Codes by Policy Count.....	9
Residual Market Top 10 Classification Codes by Premium Volume	9
Glossary of Terms.....	10

If you have any questions or comments about this report, please feel free to contact the individual listed below.

Sean Cordell, Plan Administration

561-893-3171

© Copyright 2023 National Council on Compensation Insurance, Inc. This material is owned by NCCI and is protected by copyright law. NCCI will seek all appropriate legal remedies for the unauthorized use, sale, reproduction, distribution, preparation of derivative works, transfer or assignment of this material, or any part thereof. NCCI makes no representation or warranty, express or implied, as to any matter whatsoever, including but not limited to the accuracy of any information, product, or service furnished hereunder. The recipient of this material is subject to any license agreement that governs the use of this information and subscribes to and utilizes the information “as is.”



Residual Market Demographics

Residual Market Total Policies and Premium in Force

As of December 31, 2022—compared to prior year

Total number of Assigned Risk Plan policies and estimated premium volume in force reported as of the date listed above. The other exhibits in this report describe quarterly and year-to-date data.

	2022	2021	2022 vs. 2021 #	2022 vs. 2021 %
Policy Count	17,840	18,487	-647	-3.5%
Premium Volume	\$54,496,207	\$74,277,824	-\$19,781,617	-26.6%

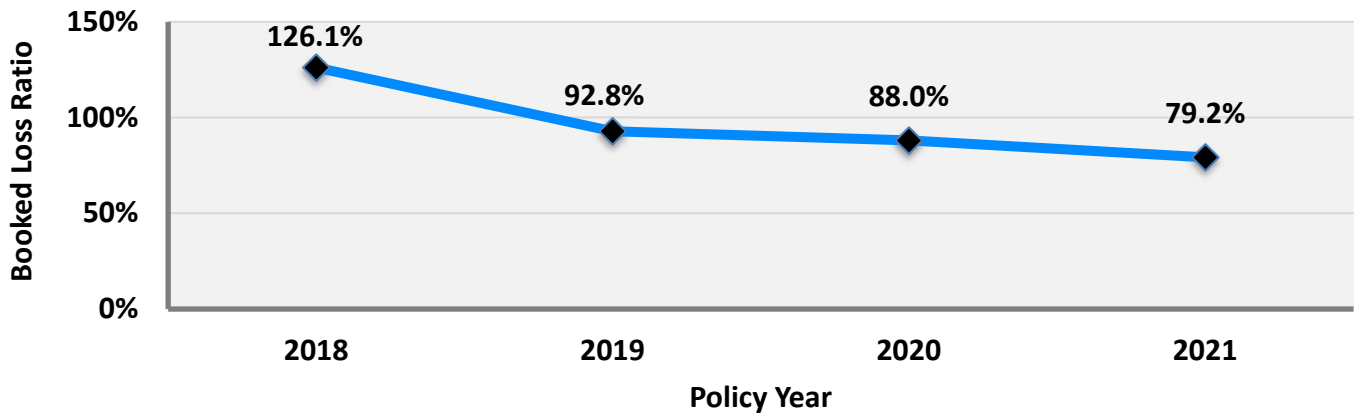


Residual Market Demographics

Georgia Residual Market Reinsurance Pool Booked Loss Ratio (Projected to Ultimate)

Policy Year Financial Results through 3rd Quarter 2022 for 2021 and prior years*

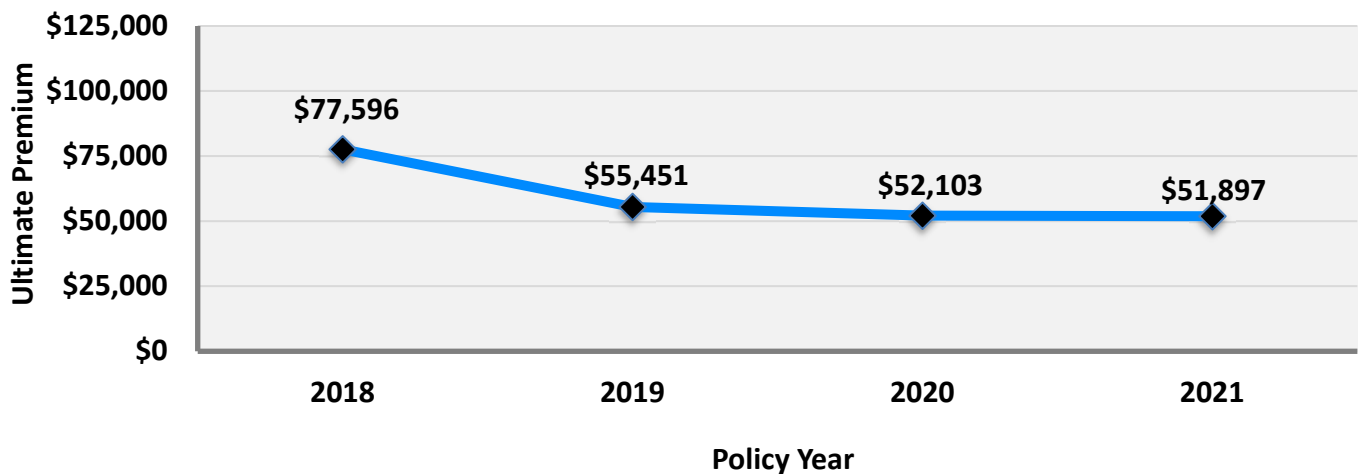
The ratio of total incurred losses to total net premiums (net of uncollectible premium) in a given period, in this state, expressed as a percentage.



Georgia Residual Market Reinsurance Pool Ultimate Net Written Premium (Projected to Ultimate) (000's)

Policy Year Financial Results through 3rd Quarter 2022 for 2021 and prior years*

The premium charged by an insurance company for coverage provided by an insurance contract for the policy period in this state.



*4th Quarter 2022 data will be available the end of April 2023 due to the timing of data reporting

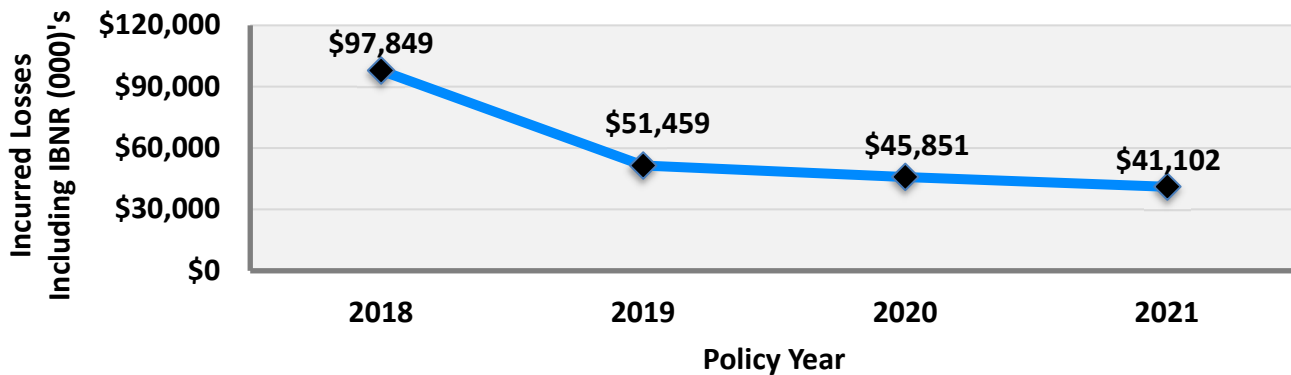


Residual Market Demographics

Georgia Residual Market Reinsurance Pool Net Operating Results (Projected to Ultimate) Incurred Losses

Policy Year Financial Results through 3rd Quarter 2022 for 2021 and prior years*

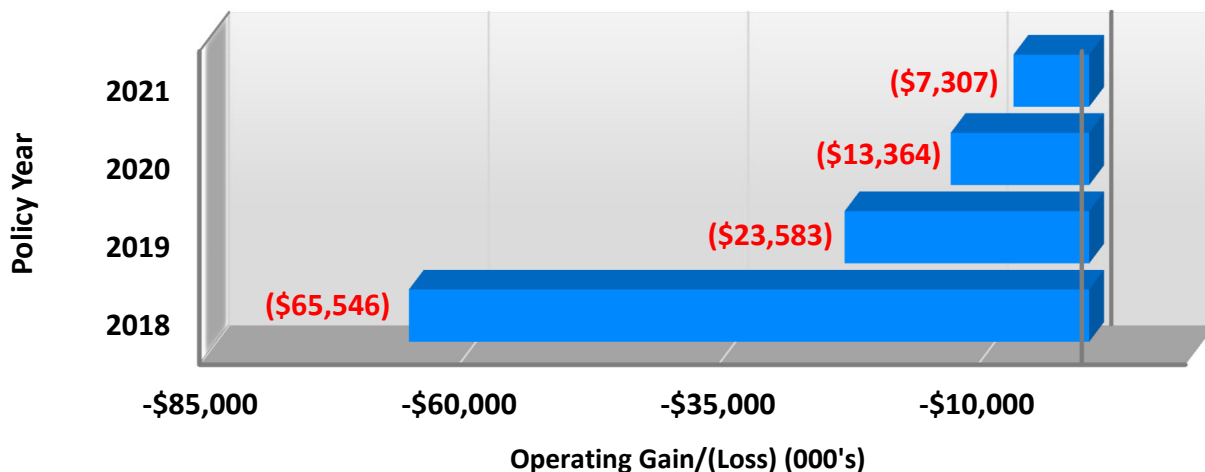
Policy year incurred losses reflect paid losses, case reserves and IBNR reserves for policies written in a particular policy year in that state.



Georgia Residual Market Reinsurance Pool Net Operating Results (Projected to Ultimate) Estimated Net Operating Gain/(Loss) (000's)

Policy Year Financial Results through 3rd Quarter 2022 for 2021 and prior years*

The financial statement presentation that reflects the excess of earned premium over incurred losses, less all operating expenses, plus all investment income in that state.



*4th Quarter 2022 data will be available the end of April 2023 due to the timing of data reporting



Residual Market Demographics

Collections/Indemnification

The following shows a comparison of gross written premium and uncollectible premium reported in Georgia for Policy Years 2018-2022, obtained through NP-4 and NP-5 reports including traumatic and black lung claims, evaluated through 3rd Quarter 2022.

Policy Year	Gross Written Premium \$	Uncollectible Premium \$	Percentage
2018	142,133,039	64,536,661	45.4%
2019	114,414,590	58,963,494	51.5%
2020	94,524,546	41,222,072	43.6%
2021	72,500,015	--	--
2022	36,419,973	--	--

* The uncollectible premiums provided are reported by the servicing carriers on a quarterly basis. Uncollectible premium is generally reported up to 24 months after the policy expiration date due to audit, billing, and collection requirements. Therefore, the uncollectible premium data has not yet developed for the more recent policy years.



Residual Market Demographics

Voluntary Coverage Assistance Program

Annual Data through December 31, 2022

The volume of assigned risk applications redirected to the voluntary market through NCCI's **VCAP[®] Service**. The following shows the results **VCAP[®] Service** has provided during Annual 2022.

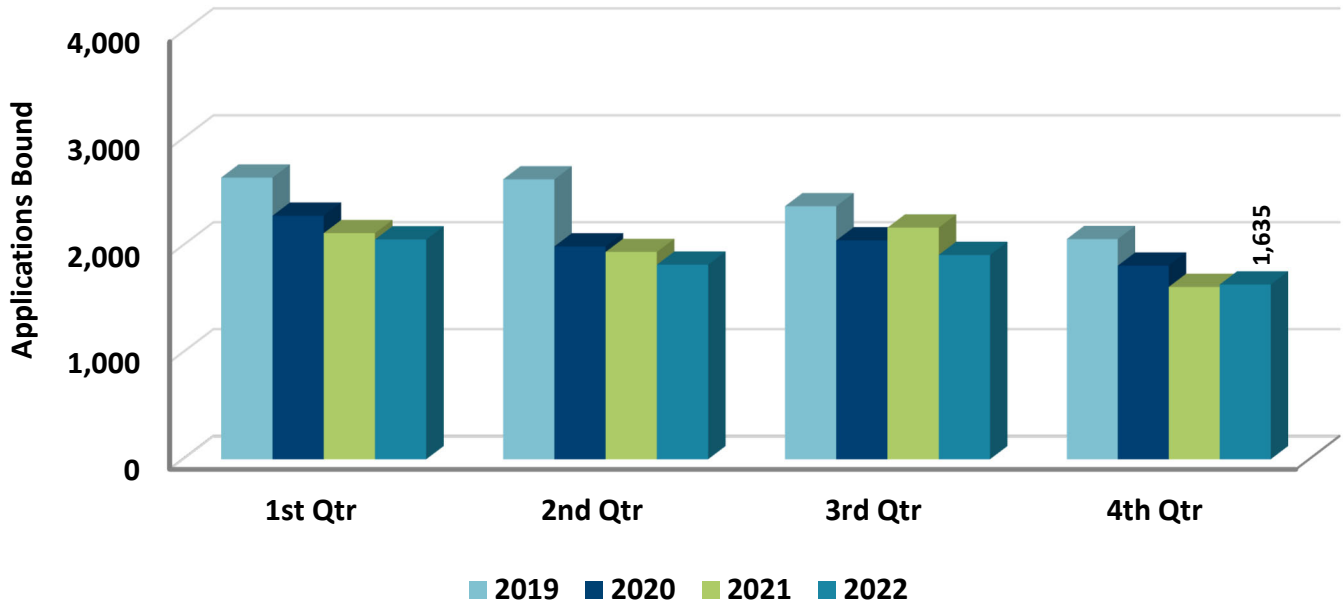
Number of Applications Reviewed by VCAP[®] Service	7,604
Number of VCAP[®] Service Matches	1,525
VCAP[®] Service Offers as a % of Matches	11.48%
Number of Confirmed VCAP[®] Service Policies	174
Confirmed VCAP[®] Service Policies as a % of Applications Reviewed	2.29%
Savings as a % of Redirected Assigned Risk Premium	38.20%



Residual Market Demographics

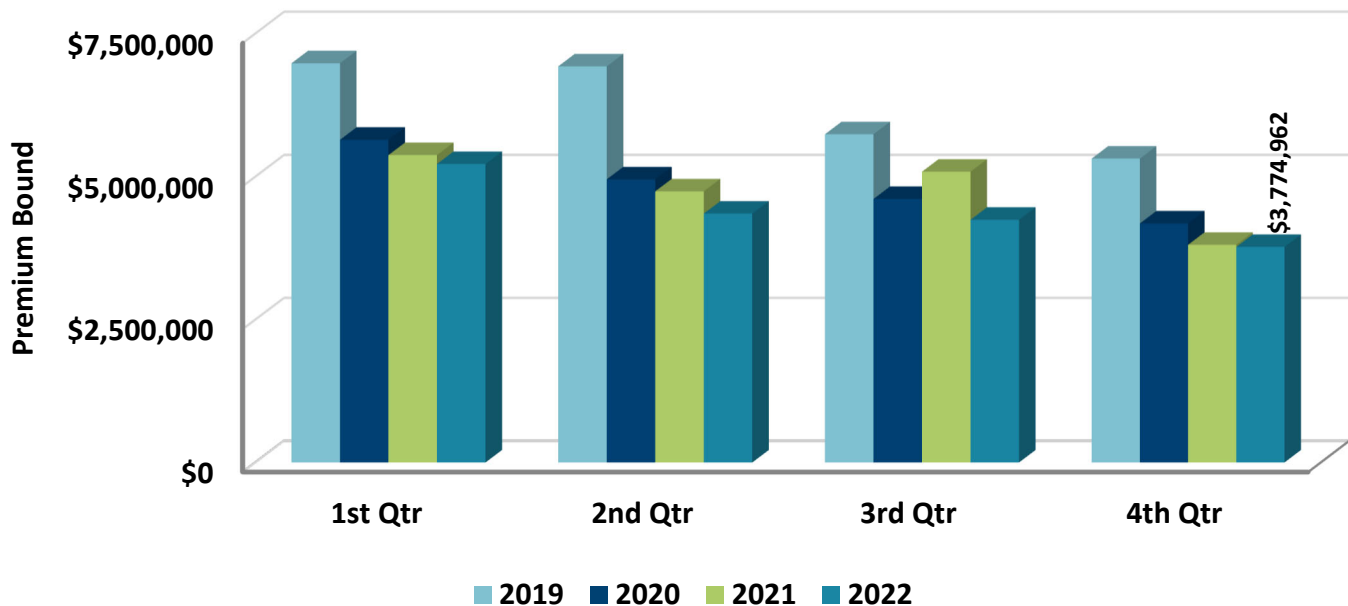
Total Applications Bound — 2019 vs. 2020 vs. 2021 vs. 2022

The number of applications—both new and reassignment—that are assigned to a Servicing Carrier or a Direct Assignment Carrier (if applicable).



Total Application Premium Bound — 2019 vs. 2020 vs. 2021 vs. 2022

The total estimated premium on bound applications—both new and reassignment—that are assigned to a Servicing Carrier or a Direct Assignment Carrier (if applicable).



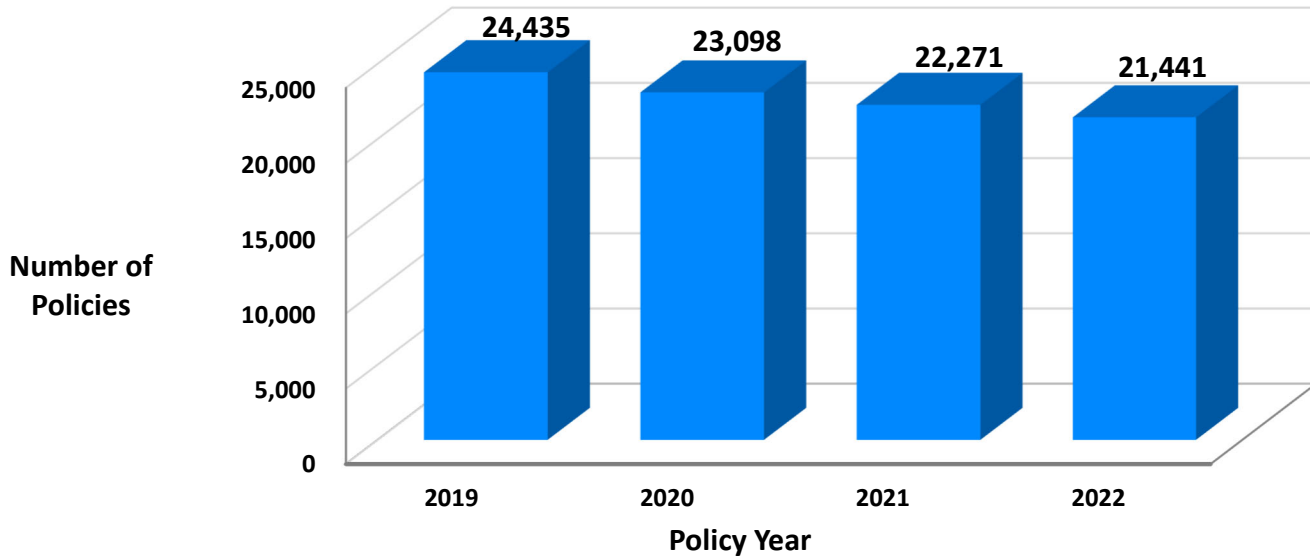


Residual Market Demographics

Residual Market Total Policy Counts

Annual Data for Policies Reported through December 31, 2022

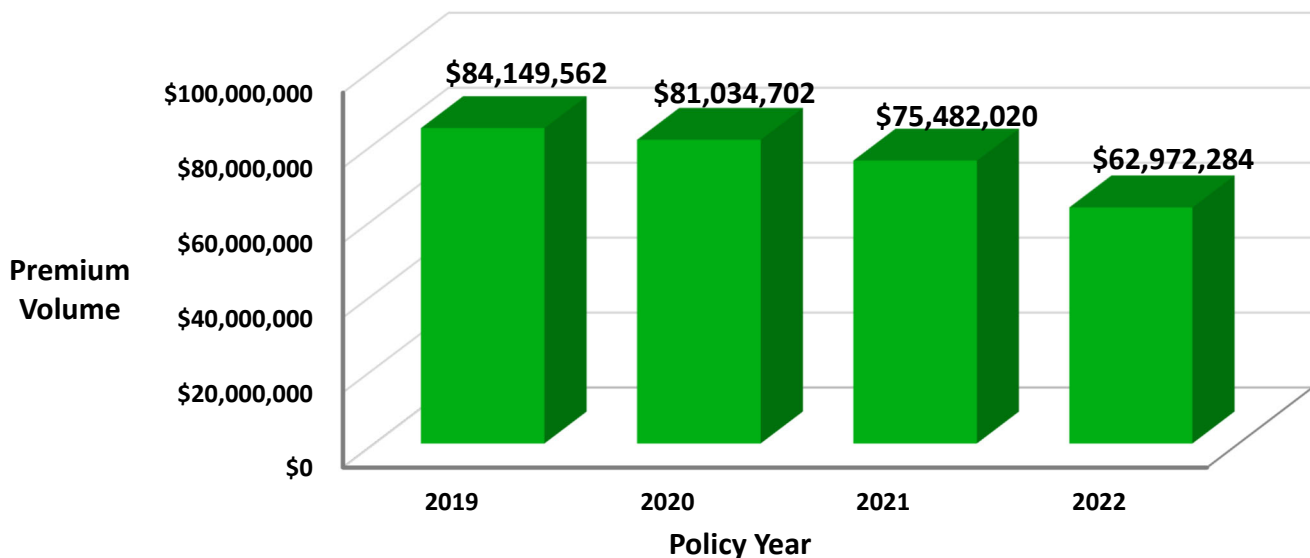
Total number of all Assigned Risk Plan policies with effective dates during the calendar period listed above.



Residual Market Total Premium Volume

Annual Data Reported through December 31, 2022

Total amount of all Assigned Risk Plan premium with effective dates during the calendar period listed above.





Residual Market Demographics

Total Premium Distribution by Size of Risk Annual Data Reported through December 31, 2022

The total number of Assigned Risk Plan policies reported to NCCI by Direct Assignment and Servicing Carriers in a premium range as of the date listed above.

Premium Interval	Policy Count	% of Total Policies	Total State Premium \$	% of Total Premium	Average Premium \$
\$0- \$2499	18,180	84.8	25,145,806	39.9	1,383
\$2500- \$4999	1,492	7.0	5,190,926	8.2	3,479
\$5000- \$9999	949	4.4	6,692,413	10.6	7,052
\$10000- \$19999	501	2.3	6,816,468	10.8	13,606
\$20000- \$49999	215	1.0	6,295,660	10.0	29,282
\$50000- \$99999	60	0.3	4,192,248	6.7	69,871
\$100000- \$199999	32	0.1	4,535,295	7.2	141,728
\$2000000+	12	0.1	4,103,468	6.5	341,956
Total	21,441	100.0	62,972,284	100.0	2,937

Annual 2021 Data for Comparison

Premium Interval	Policy Count	% of Total Policies	Total State Premium \$	% of Total Premium	Average Premium \$
\$0- \$2499	18,661	83.8	24,935,723	33.0	1,336
\$2500- \$4999	1,591	7.1	5,571,144	7.4	3,502
\$5000- \$9999	1,008	4.5	7,083,429	9.4	7,027
\$10000- \$19999	603	2.7	8,192,195	10.9	13,586
\$20000- \$49999	259	1.2	8,107,241	10.7	31,302
\$50000- \$99999	77	0.3	5,379,939	7.1	69,869
\$100000- \$199999	45	0.2	6,135,976	8.1	136,355
\$2000000+	27	0.1	10,076,373	13.3	373,199
Total	22,271	100.0	75,482,020	100.0	3,389



Residual Market Demographics

Residual Market Top 10 Classification Codes by Policy Count Annual Data Reported through December 31, 2022

The top 10 governing class codes by total policy count—policies issued by Servicing Carriers and Direct Assignment Carriers in this state as of the date listed above.

Rank	Code and Description	Policy Count	% of Policies
1	5645 - Carpentry Construction of Residential Dwellings Not Exceeding Three Stories in Height	3,266	15.2
2	5474 - Painting NOC & Shop Operations, Drivers	2,317	10.8
3	5551 - Roofing-All Kinds & Drivers	1,853	8.6
4	5437 - Carpentry-Installation of Cabinet Work or Interior Trim	1,820	8.5
5	5445 - Wallboard, Sheetrock, Drywall, Plasterboard, Or Cement Board Installation - Within Buildings & Drivers	1,307	6.1
6	7219 - Trucking - NOC-All Employees & Drivers	749	3.5
7	5022 - Masonry NOC	583	2.7
8	9014 - Janitorial Services by Contractors-No Window Cleaning Above Ground Level & Drivers	559	2.6
9	5221 - Concrete or Cement Work- Floors, Driveways, Yards or Sidewalks-& Drivers	484	2.3
10	5348 - Ceramic Tile, Indoor Stone, Marble, Or Mosaic Work	482	2.2

Residual Market Top 10 Classification Codes by Premium Volume Annual Data Reported through December 31, 2022

The top 10 governing class codes by premium volume written on total policies issued by Servicing Carriers and Direct Assignment Carriers in this state as of the date listed above.

Rank	Code and Description	Premium \$	% of Premium
1	5645 - Carpentry Construction of Residential Dwellings Not Exceeding Three Stories in Height	9,508,115	15.1
2	5551 - Roofing-All Kinds & Drivers	7,786,530	12.4
3	5474 - Painting NOC & Shop Operations, Drivers	4,817,996	7.7
4	5445 - Wallboard, Sheetrock, Drywall, Plasterboard, or Cement Board Installation - Within Buildings & Drivers	3,284,649	5.2
5	5437 - Carpentry-Installation of Cabinet Work or Interior Trim	3,273,359	5.2
6	9014 - Janitorial Services by Contractors-No Window Cleaning Above Ground Level & Drivers	1,761,982	2.8
7	7219 - Trucking - NOC-All Employees & Drivers	1,571,076	2.5
8	5022 - Masonry NOC	1,524,177	2.4
9	5606 - Contractor - Project Manager, Construction Executive, Construction Manager, or Construction Superintendent	1,428,038	2.3
10	5221 - Concrete or Cement Work- Floors, Driveways, Yards or Sidewalks-& Drivers	1,075,778	1.7



Glossary of Terms

Applications Bound—The applications that are actually assigned to a Servicing Carrier or Direct Assignment Carrier (if applicable).

Earned Premium or Premiums Earned—That portion of written premiums applicable to the expired portion of the time for which the insurance was in effect. When used as an accounting term, “premiums earned” describes the premiums written during a period, plus the unearned premiums at the beginning of the period, less the unearned premiums at the end of the period.

In Force (Policies/Premium)—All policies and associated estimated premium that are current as of a given date.

Incurred But Not Reported (IBNR)—Pertaining to losses where the events that will result in a loss, and eventually a claim, have occurred, but have not yet been reported to the insurance company. The term may also include “bulk” reserves for estimated future development of case reserves.

Loss Ratio—The ratio of total incurred losses to total earned premiums in a given period, expressed as a percentage. The formula for loss ratio is $(\text{loss} + \text{loss adjustment expense}) / \text{earned premium}$.

Premium Bound—The total estimated annual premium on bound applications.

Underwriting Gain/ (Loss)—The financial statement presentation that reflects the excess of earned premium over incurred losses.

VCAP[®] Service—Voluntary Coverage Assistance Program is a supplemental program to NCCI’s Workers Compensation Insurance Plan. As part of NCCI’s strategic vision of maintaining and depopulating the residual market, NCCI’s **VCAP[®] Service** redirects coverage opportunities for employers to voluntary market insurers, which generally provide coverage at a lower cost. **VCAP[®] Service** provides an additional source for producers and employers to secure voluntary workers compensation coverage prior to entering the residual market for coverage.