



# Alaska Residual Market State Activity Report

First Quarter 2022



## Executive Summary

NCCI, as Pool and Plan Administrator of the Alaska Workers Compensation Insurance Plan, is pleased to provide the First Quarter 2022 *Alaska Residual Market State Activity Report*.

Readers will notice that the order of our charts and tables has been reorganized, based on customer feedback. This will provide a more streamlined picture of the key measurement factors and issues relating to the operation of the Alaska Plan. Residual Market demographics contained in this report include:

## Table of Contents

Residual Market Demographics	
Residual Market Total Policies and Premium in Force .....	1
Alaska Residual Market Reinsurance Pool Booked Loss Ratio.....	2
Alaska Residual Market Reinsurance Pool Ultimate Net Written Premium.....	2
Alaska Residual Market Reinsurance Pool Net Operating Results.....	3
Collections/Indemnification.....	4
Voluntary Coverage Assistance Program.....	5
Total Applications Bound .....	6
Total Application Premium Bound.....	6
Residual Market Total Policy Counts .....	7
Residual Market Total Premium Volume.....	7
Total Premium Distribution by Size of Risk.....	8
Residual Market Top 10 Classification Codes by Policy Count.....	9
Residual Market Top 10 Classification Codes by Premium Volume .....	9
Glossary of Terms.....	10

If you have any questions or comments about this report, please feel free to contact the individual listed below.

Sally Laub, Plan Administration

561-893-1174

© Copyright 2022 National Council on Compensation Insurance, Inc. This material is owned by NCCI and is protected by copyright law. NCCI will seek all appropriate legal remedies for the unauthorized use, sale, reproduction, distribution, preparation of derivative works, transfer or assignment of this material, or any part thereof. NCCI makes no representation or warranty, express or implied, as to any matter whatsoever, including but not limited to the accuracy of any information, product, or service furnished hereunder. The recipient of this material is subject to any license agreement that governs the use of this information and subscribes to and utilizes the information “as is.”



## Residual Market Demographics

### Residual Market Total Policies and Premium in Force

#### As of March 31, 2022—compared to prior year

Total number of Assigned Risk Plan policies and estimated premium volume in force reported as of the date listed above. The other exhibits in this report describe quarterly and year-to-date data.

	2022	2021	2022 vs. 2021 #	2022 vs. 2021 %
<b>Policy Count</b>	5,777	6,014	-237	-3.9%
<b>Premium Volume</b>	\$20,791,629	\$21,270,557	-\$478,928	-2.3%

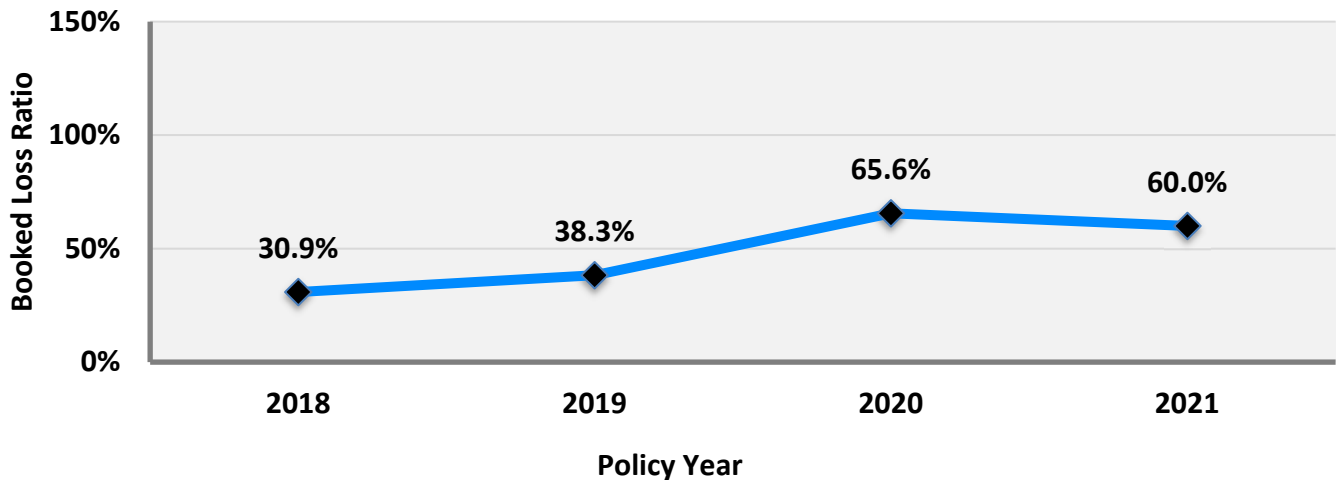


## Residual Market Demographics

### Alaska Residual Market Reinsurance Pool Booked Loss Ratio

#### Policy Year Financial Results through 4th Quarter 2021 for 2021 and prior years\*

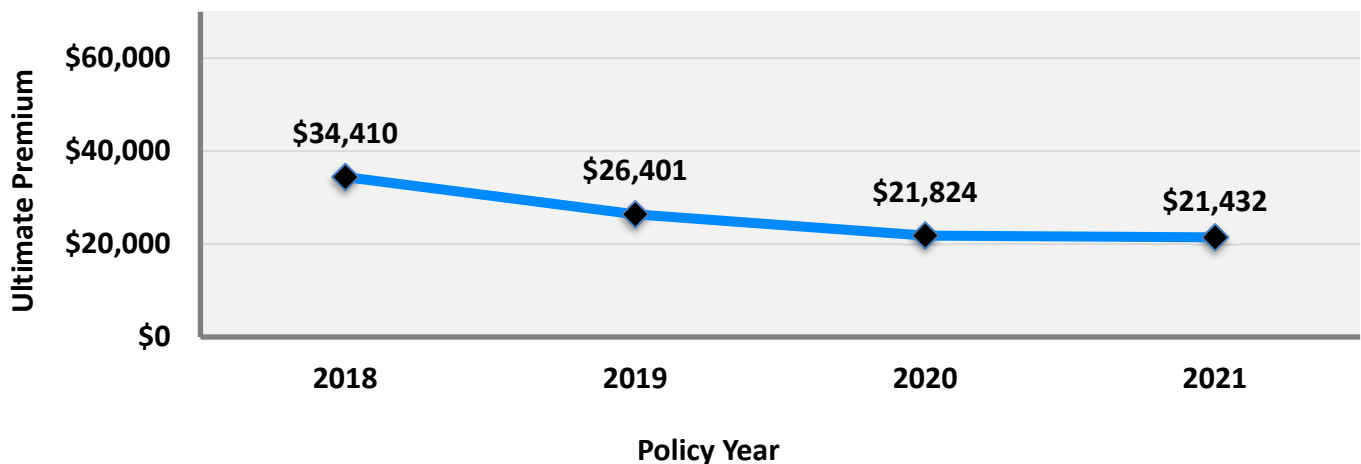
The ratio of total incurred losses to total earned premiums in a given period, in this state, expressed as a percentage.



### Alaska Residual Market Reinsurance Pool Ultimate Net Written Premium (Projected to Ultimate) (000's)

#### Policy Year Financial Results through 4th Quarter 2021 for 2021 and prior years\*

The premium charged by an insurance company for the period of time and coverage provided by an insurance contract in this state.



\*1st Quarter 2022 data will be available the end of July 2022 due to the timing of data reporting

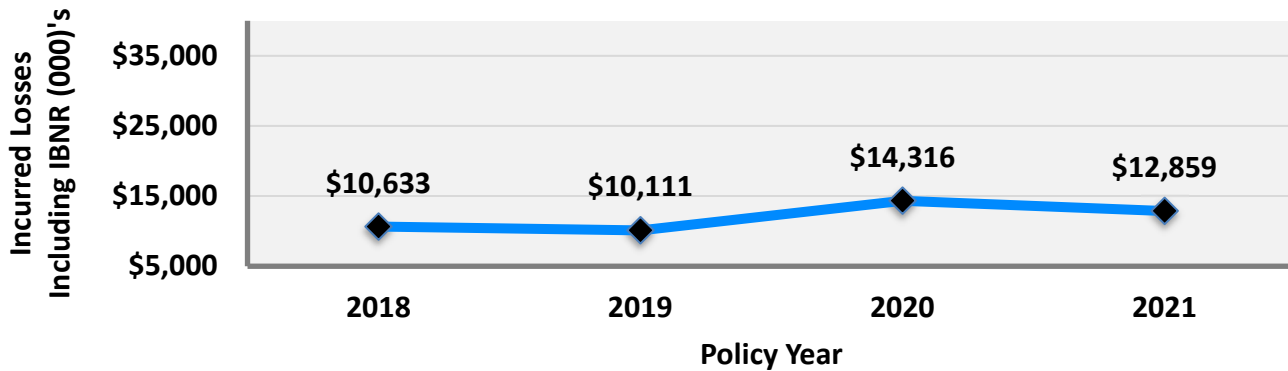


## Residual Market Demographics

### Alaska Residual Market Reinsurance Pool Net Operating Results (Projected to Ultimate) Incurred Losses

#### Policy Year Financial Results through 4th Quarter 2021 for 2021 and prior years\*

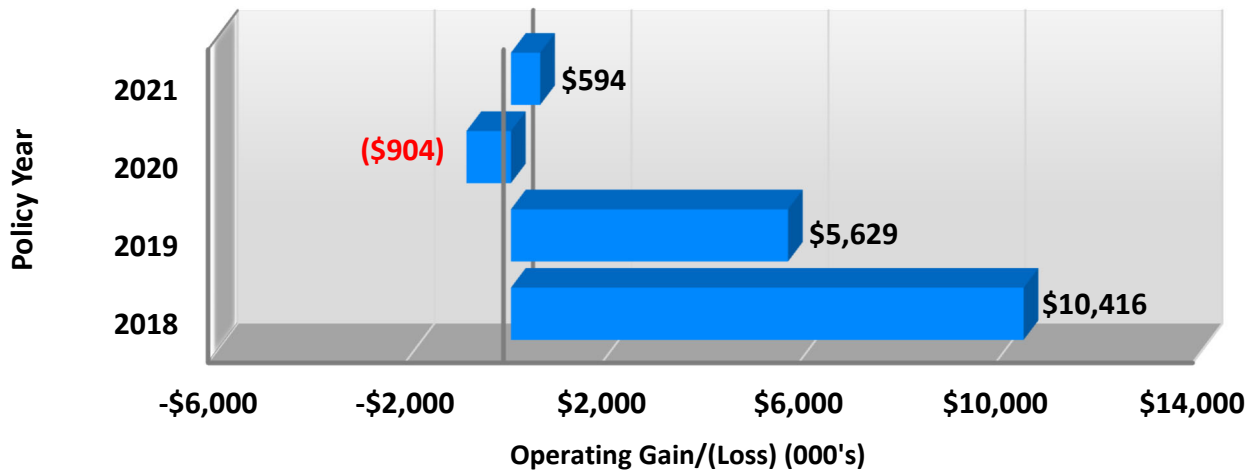
Policy year incurred losses reflect paid losses, case reserves and IBNR reserves for policies written in a particular policy year in that state.



### Alaska Residual Market Reinsurance Pool Net Operating Results (Projected to Ultimate) Estimated Net Operating Gain/(Loss) (000's)

#### Policy Year Financial Results through 4th Quarter 2021 for 2021 and prior years\*

The financial statement presentation that reflects the excess of earned premium over incurred losses, less all operating expenses, plus all investment income in that state.



\*1st Quarter 2022 data will be available the end of July 2022 due to the timing of data reporting



## Residual Market Demographics

### Collections/Indemnification

The following shows a comparison of gross written premium and uncollectible premium reported in Alaska for Policy Years 2017-2021, obtained through NP-4 and NP-5 reports including traumatic and black lung claims, evaluated through 4th Quarter 2021.

Policy Year	Gross Written Premium \$	Uncollectible Premium \$	Percentage
2017	37,868,110	714,629	1.9%
2018	35,008,297	598,547	1.7%
2019	26,753,212	352,685	1.3%
2020	22,226,210	--	--
2021	21,453,465	--	--

\* The uncollectible premiums provided are reported by the servicing carriers on a quarterly basis. Uncollectible premium is generally reported up to 24 months after the policy expiration date due to audit, billing, and collection requirements. Therefore, the uncollectible premium data has not yet developed for the more recent policy years.



## Residual Market Demographics

### Voluntary Coverage Assistance Program

#### First Quarter Data through March 31, 2022

The volume of assigned risk applications redirected to the voluntary market through NCCI's **VCAP<sup>®</sup> Service**. The following shows the results **VCAP<sup>®</sup> Service** has provided during First Quarter 2022.

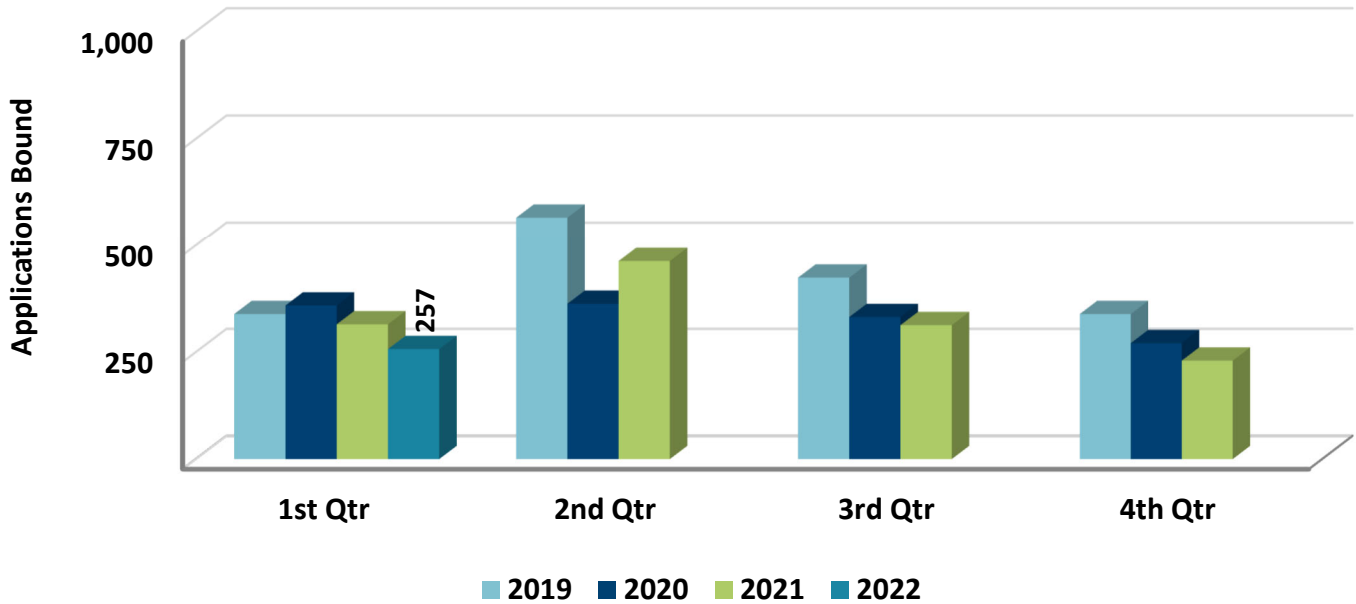
Number of Applications Reviewed by <b>VCAP<sup>®</sup> Service</b>	289
Number of <b>VCAP<sup>®</sup> Service</b> Matches	197
<b>VCAP<sup>®</sup> Service</b> Offers as a % of Matches	16.24%
Number of Confirmed <b>VCAP<sup>®</sup> Service</b> Policies	32
Confirmed <b>VCAP<sup>®</sup> Service</b> Policies as a % of Applications Reviewed	11.07%
Savings as a % of Redirected Assigned Risk Premium	6.60%



## Residual Market Demographics

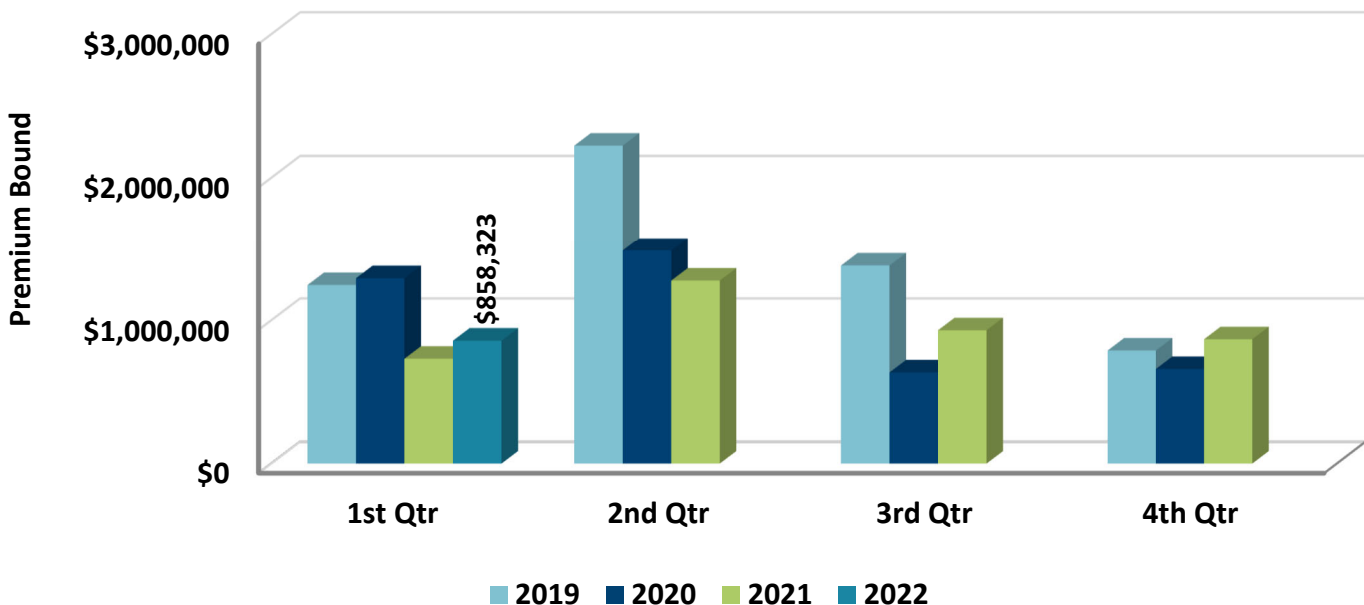
### Total Applications Bound — 2019 vs. 2020 vs. 2021 vs. 2022

The number of applications—both new and churn—that are assigned to a Servicing Carrier or a Direct Assignment Carrier (if applicable).



### Total Application Premium Bound — 2019 vs. 2020 vs. 2021 vs. 2022

The total estimated premium on bound applications—both new and churn—that are assigned to a Servicing Carrier or a Direct Assignment Carrier (if applicable).





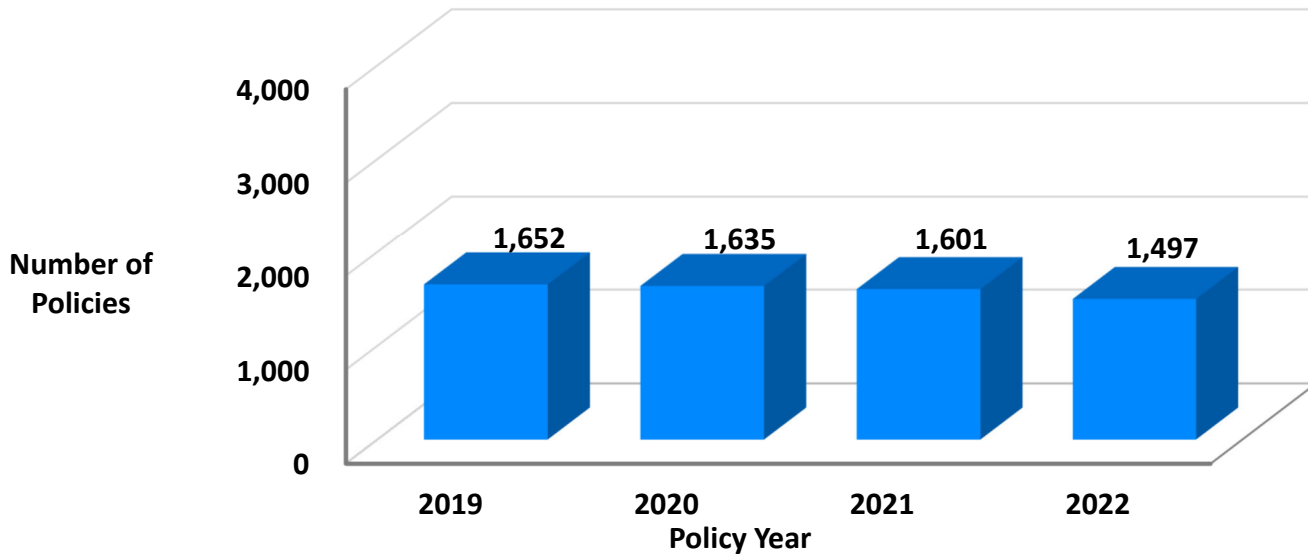


## Residual Market Demographics

### Residual Market Total Policy Counts

#### First Quarter Data for Policies Reported through March 31, 2022

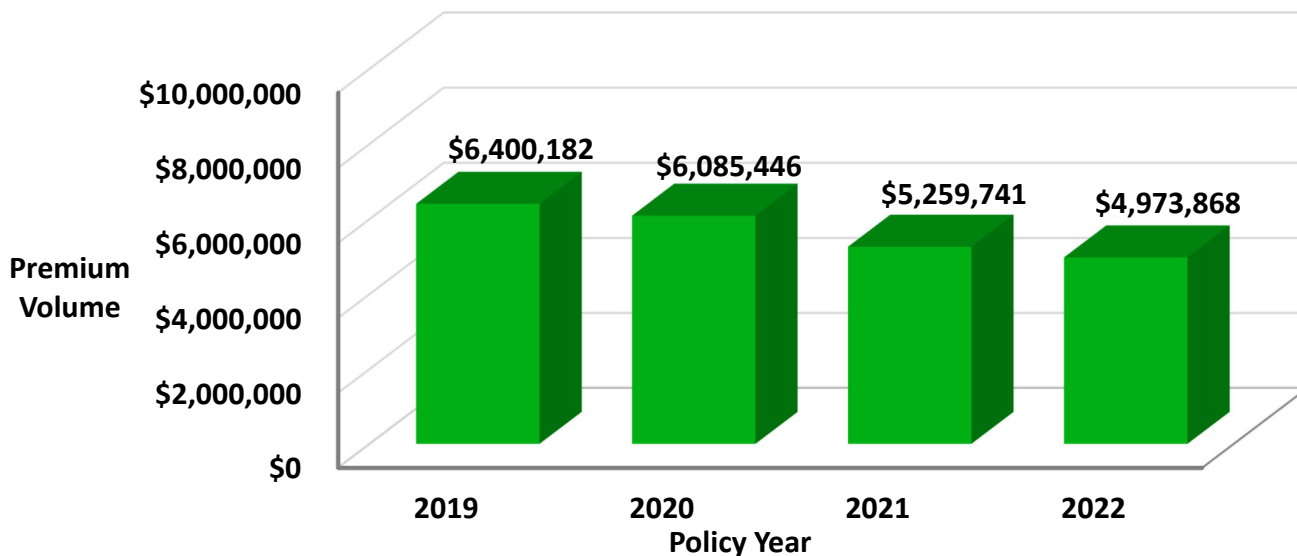
Total number of all Assigned Risk Plan policies with effective dates during the calendar period listed above.



### Residual Market Total Premium Volume

#### First Quarter Data Reported through March 31, 2022

Total amount of all Assigned Risk Plan premium with effective dates during the calendar period listed above.





## Residual Market Demographics

### Total Premium Distribution by Size of Risk

#### First Quarter Data Reported through March 31, 2022

The total number of Assigned Risk Plan policies reported to NCCI by Direct Assignment and Servicing Carriers in a premium range as of the date listed above.

Premium Interval	Policy Count	% of Total Policies	Total State Premium \$	% of Total Premium	Average Premium \$
\$0- \$2499	1,070	71.5	800,517	16.1	748
\$2500- \$4999	178	11.9	610,537	12.3	3,430
\$5000- \$9999	133	8.9	911,974	18.3	6,857
\$10000- \$19999	72	4.8	989,244	19.9	13,740
\$20000- \$49999	37	2.5	1,084,014	21.8	29,298
\$50000- \$99999	5	0.3	323,235	6.5	64,647
\$100000- \$199999	2	0.1	254,347	5.1	127,174
\$2000000+	0	0.0	0	0.0	0
Total	1,497	100.0	4,973,868	100.0	3,323

### First Quarter 2021 Data for Comparison

Premium Interval	Policy Count	% of Total Policies	Total State Premium \$	% of Total Premium	Average Premium \$
\$0- \$2499	1,143	71.4	811,883	15.4	710
\$2500- \$4999	198	12.4	693,156	13.2	3,501
\$5000- \$9999	145	9.1	1,039,504	19.8	7,169
\$10000- \$19999	71	4.4	995,876	18.9	14,026
\$20000- \$49999	35	2.2	1,000,205	19.0	28,577
\$50000- \$99999	7	0.4	444,372	8.4	63,482
\$100000- \$199999	2	0.1	274,745	5.2	137,373
\$2000000+	0	0.0	0	0.0	0
Total	1,601	100.0	5,259,741	100.0	3,285



## Residual Market Demographics

### Residual Market Top 10 Classification Codes by Policy Count First Quarter Data Reported through March 31, 2022

The top 10 governing class codes by total policy count—policies issued by Servicing Carriers and Direct Assignment Carriers in this state as of the date listed above.

Rank	Code and Description	Policy Count	% of Policies
1	5645 - Carpentry Construction of Residential Dwellings Not Exceeding Three Stories in Height	135	9.0
2	8810 - Clerical Office Employees NOC	70	4.7
3	8017 - Store: Retail NOC	51	3.4
4	8832 - Physician & Clerical	49	3.3
5	8824 - Retirement Living Centers - Health Care Employees	46	3.1
6	9094 - Outdoor Guide Services	45	3.0
7	8742 - Salespersons or Collectors - Outside	38	2.5
8	8868 - College - Professional Employees & Clerical	32	2.1
9	9014 - Janitorial Services by Contractors-No Window Cleaning Above Ground Level & Drivers	31	2.1
10	9015 - Building or Property Management - All Other Employees	30	2.0

### Residual Market Top 10 Classification Codes by Premium Volume First Quarter Data Reported through March 31, 2022

The top 10 governing class codes by premium volume written on total policies issued by Servicing Carriers and Direct Assignment Carriers in this state as of the date listed above.

Rank	Code and Description	Premium \$	% of Premium
1	9094 - Outdoor Guide Services	375,561	7.6
2	5645 - Carpentry Construction of Residential Dwellings Not Exceeding Three Stories in Height	289,409	5.8
3	7705 - Ambulance Service Companies and Ems (Emergency Medical Service) Providers & Drivers	162,243	3.3
4	9102 - Park NOC-All Employees & Drivers	155,460	3.1
5	7601 - Telephone, Telegraph or Fire Alarm Line Construction and Drivers	153,495	3.1
6	7720 - Police Officers & Drivers	149,723	3.0
7	5551 - Roofing-All Kinds & Drivers	149,150	3.0
8	0035 - Farm: Florist & Drivers	103,796	2.1
9	6217 - Excavation & Drivers	101,828	2.0
10	9012 - Building or Property Management - Property Managers and Leasing Agents & Clerical, Salespersons	94,786	1.9



## Glossary of Terms

**Applications Bound**—The applications that are actually assigned to a Servicing Carrier or Direct Assignment Carrier (if applicable).

**Earned Premium or Premiums Earned**—That portion of written premiums applicable to the expired portion of the time for which the insurance was in effect. When used as an accounting term, “premiums earned” describes the premiums written during a period, plus the unearned premiums at the beginning of the period, less the unearned premiums at the end of the period.

**In Force (Policies/Premium)**—All policies and associated estimated premium that are current as of a given date.

**Incurred But Not Reported (IBNR)**—Pertaining to losses where the events that will result in a loss, and eventually a claim, have occurred, but have not yet been reported to the insurance company. The term may also include “bulk” reserves for estimated future development of case reserves.

**Loss Ratio**—The ratio of total incurred losses to total earned premiums in a given period, expressed as a percentage. The formula for loss ratio is  $(\text{loss} + \text{loss adjustment expense}) / \text{earned premium}$ .

**Premium Bound**—The total estimated annual premium on bound applications.

**Underwriting Gain/ (Loss)**—The financial statement presentation that reflects the excess of earned premium over incurred losses.

**VCAP<sup>®</sup> Service**—Voluntary Coverage Assistance Program is a supplemental program to NCCI’s Workers Compensation Insurance Plan. As part of NCCI’s strategic vision of maintaining and depopulating the residual market, NCCI’s **VCAP<sup>®</sup> Service** redirects coverage opportunities for employers to voluntary market insurers, which generally provide coverage at a lower cost. **VCAP<sup>®</sup> Service** provides an additional source for producers and employers to secure voluntary workers compensation coverage prior to entering the residual market for coverage.