

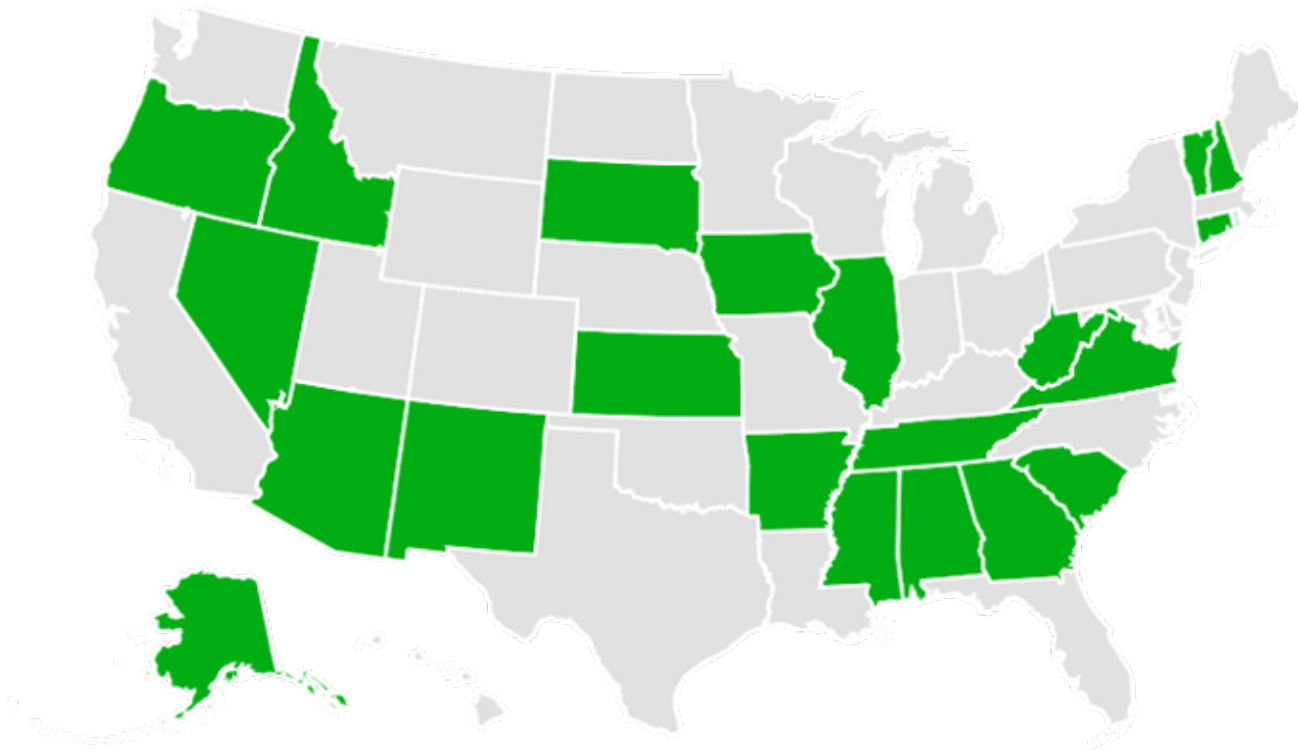
# STATE ADVISORY RESOURCES

Georgia Residual Market  
December 2022



# Plan Data

Includes 22 NCCI Plan Administration Jurisdictions



Alabama

Alaska

Arizona

Arkansas

Connecticut

DC

Georgia

Idaho

Illinois

Iowa

Kansas

Mississippi

Nevada

New Hampshire

New Mexico

Oregon

South Carolina

South Dakota

Tennessee

Vermont

Virginia

West Virginia

# Overall State of the Residual Market

Aggregate for NCCI Plan Jurisdictions\*

## COVID-19 Claims

- Limited direct impact on residual market losses
- Uncertain indirect impact on premium/collectability



Residual market premium and market share are on a gradual decline



Concentration in high hazard groups reflects possible volatility in losses and operating results



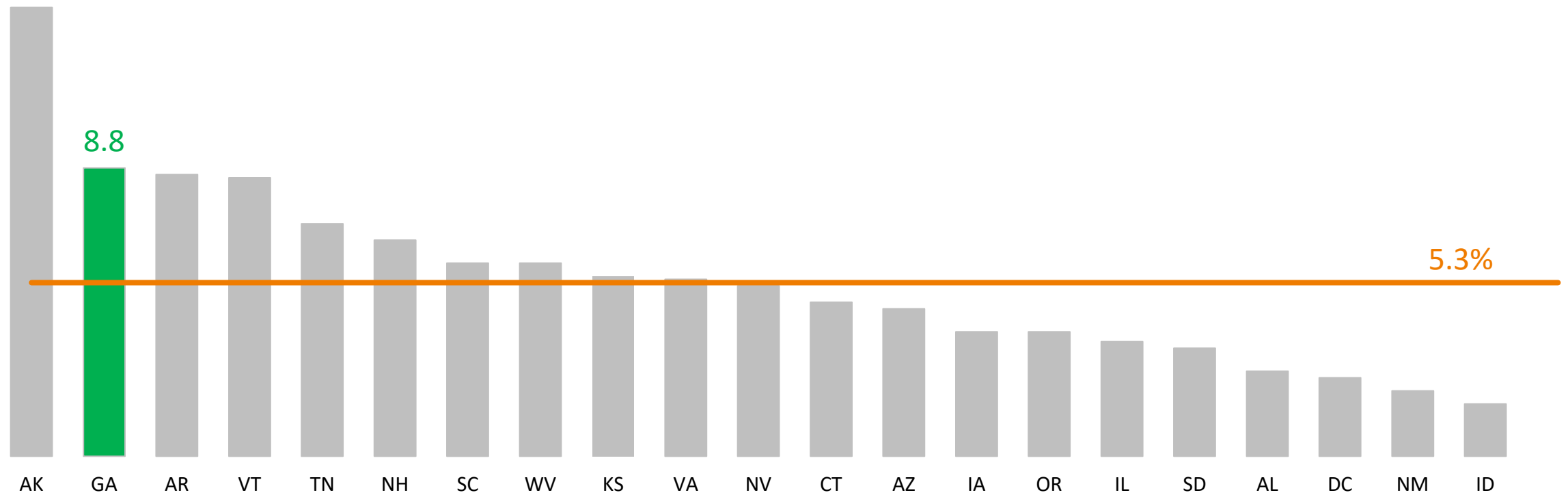
The residual market is self-funded in the aggregate, but this varies by jurisdiction



\*From NCCI's *Residual Market Forum 2022*, State of the Residual Market presentation.

# Assigned Risk Plan Market Share Percentage by Jurisdiction

As of 12/31/2021\*

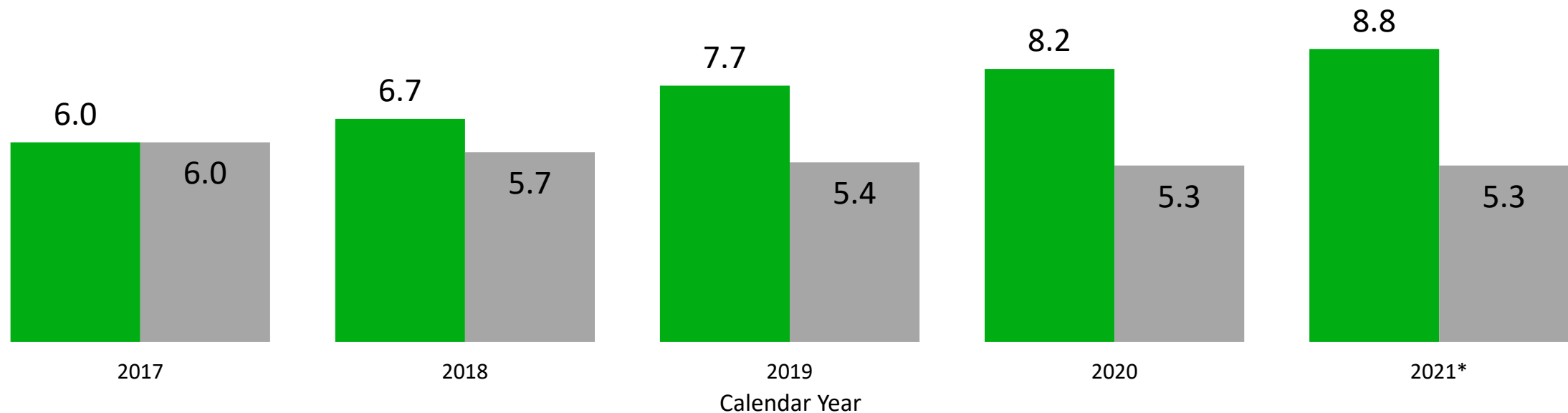


\*Preliminary.

Market share percentages are from NCCI's 2021 *Residual Market Management Summary*.

# Georgia Residual Market Share Compared to All Plan Jurisdictions Market Share

Plan Premium as a Percentage of Direct Written Premium

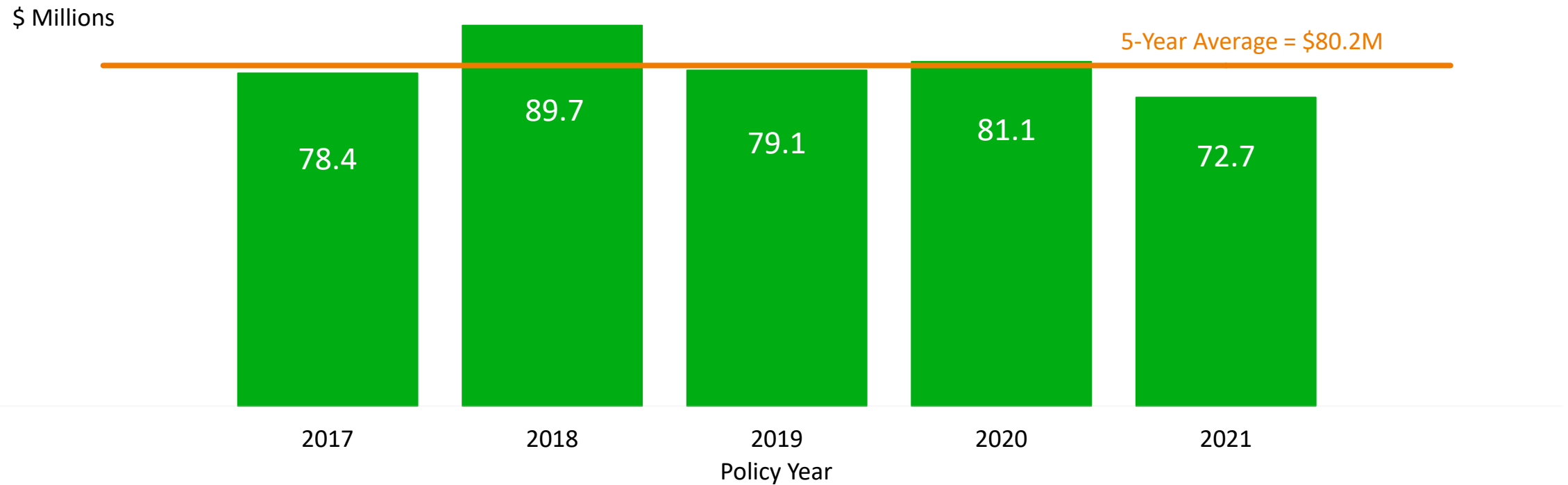


\*Preliminary.

Market share percentages are from NCCI's 2021 *Residual Market Management Summary*.

# Georgia Residual Market Plan Premium

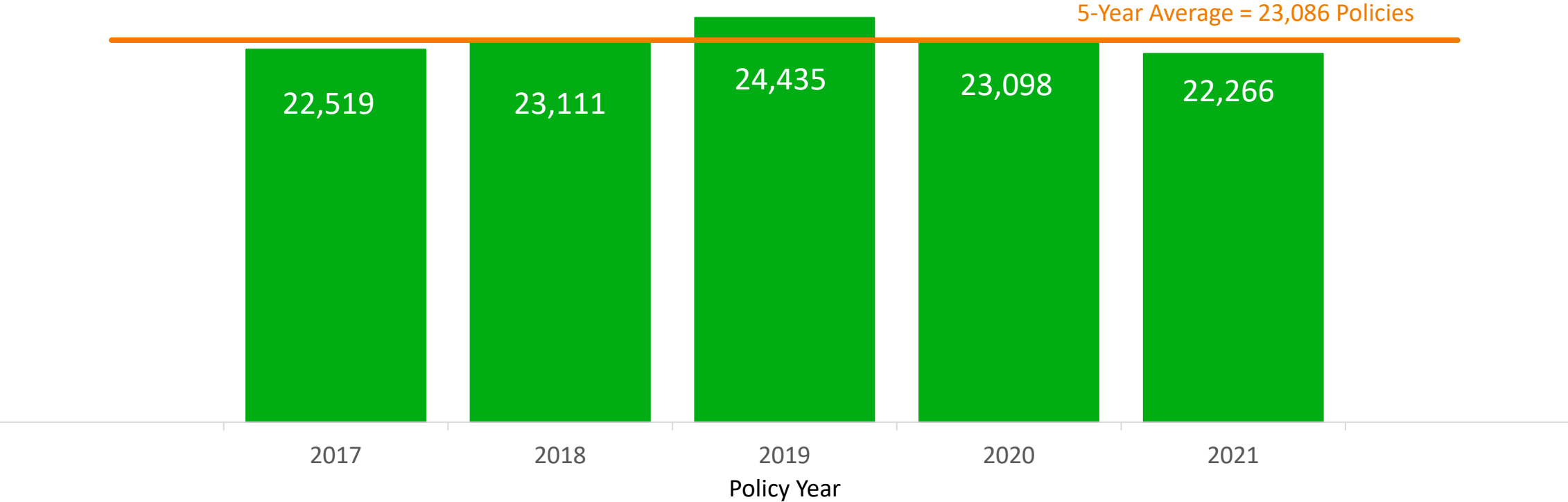
As of 12/31/2021



Premium data is on a policy year basis as reported to NCCI, for policies effective from January 1 through December 31, including prorated cancellations, with all policies' premium associated with the dominant state.

# Georgia Residual Market Policy Counts

As of 12/31/2021



Policy data is on a policy year basis as reported to NCCI, for policies effective from January 1 through December 31, including prorated cancellations, with all policies' premium associated with the dominant state.



# Georgia Residual Market (RM) Policy Information



\$3,265

Average RM Policy Size



83.8%

% of RM Policies Under \$2,500



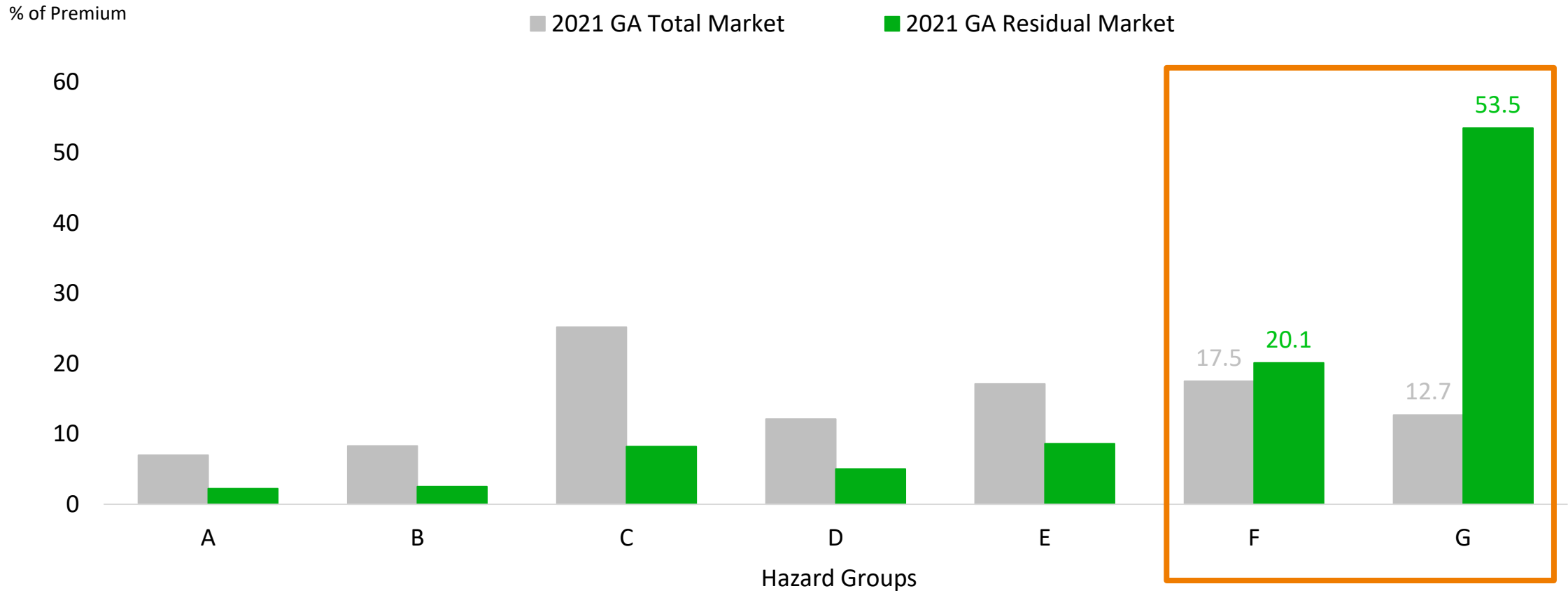
34.4%

% of RM Premium Generated  
by Policies Under \$2,500

Premium and policy data is on a policy year basis as reported to NCCI, for policies effective from January 1, 2021, to December 31, 2021, including prorated cancellations, with all policies' premium associated with the dominant state.



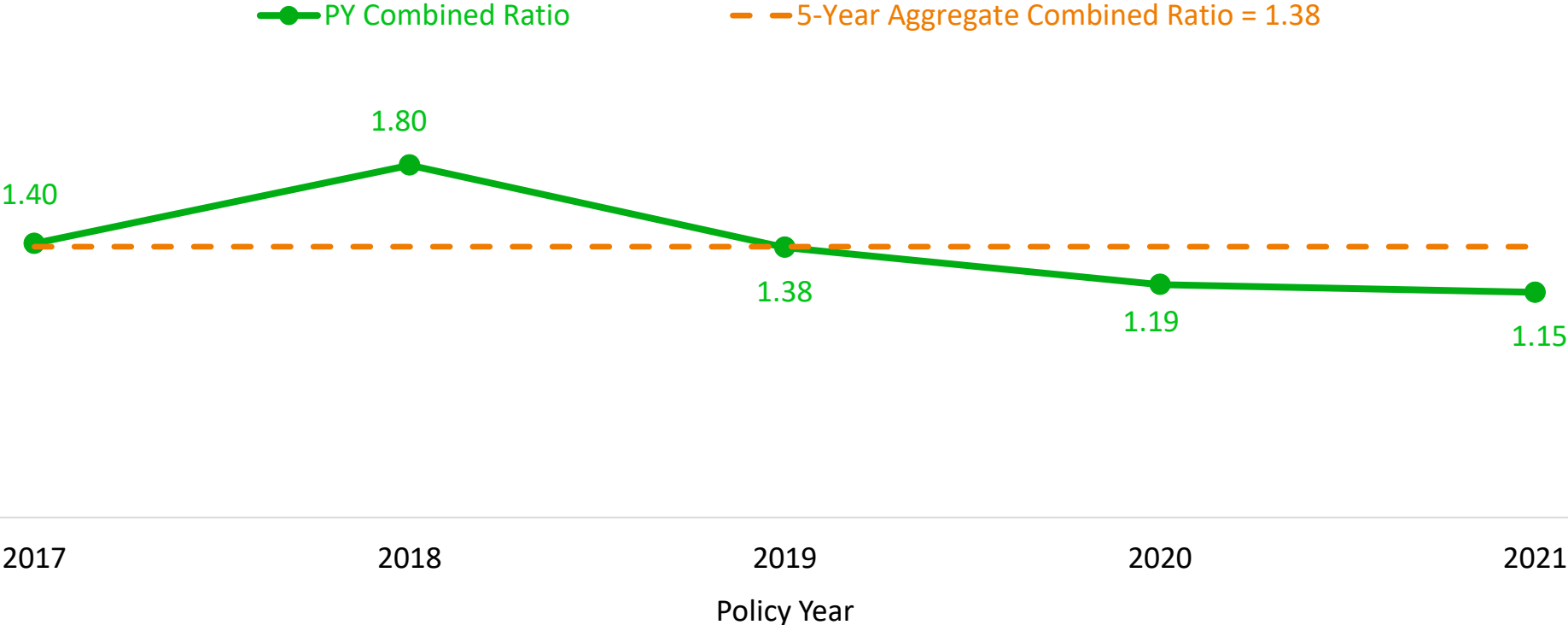
# Hazard Groups **F and G** Account for 74% of the Residual Market Premium



Premium data is on a policy year basis as reported to NCCI, for policies effective from January 1, 2021, to December 31, 2021, including prorated cancellations, with all policies' premium associated with the dominant state.

# Georgia Reinsurance Pool's Combined Ratios Over the Past Five Years

Estimated Policy Year Combined Ratios as of 6/30/2022

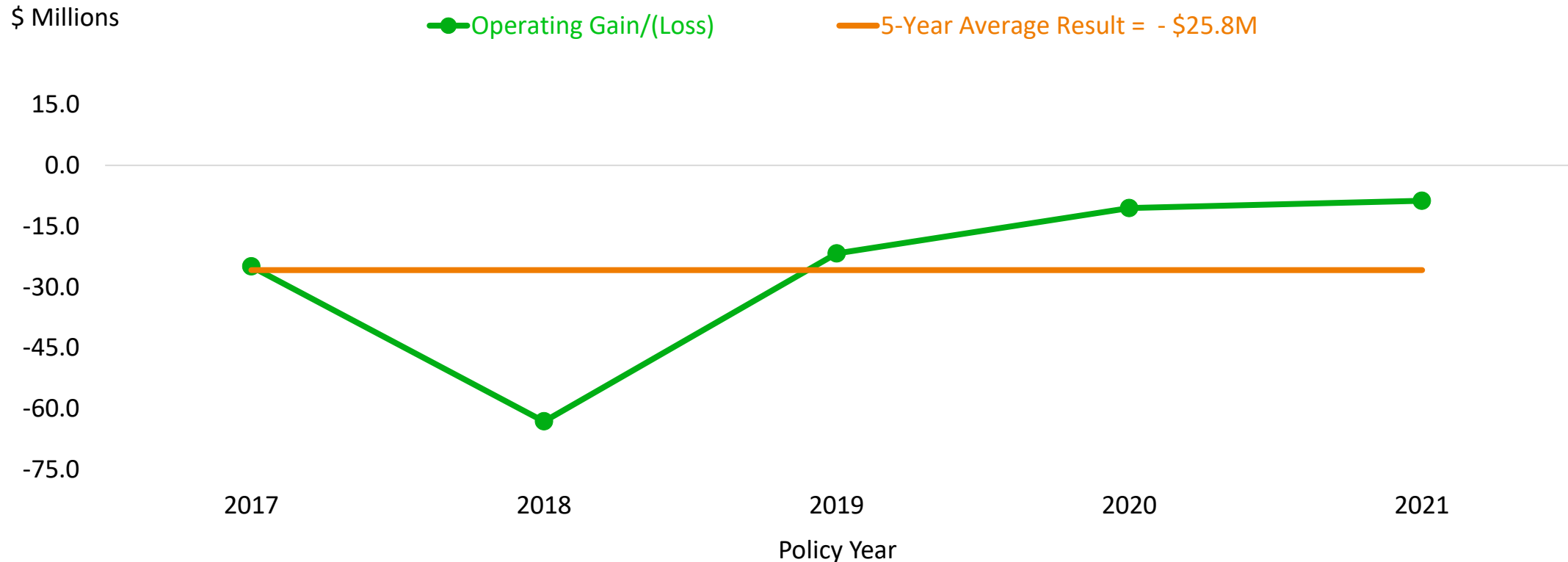


From NCCI's *Residual Market Quarterly Results*—equals  $[1.0 - \text{Residual Market Operating Gain (Loss)}] / \text{Pool Written Premium}$ .  
Updates to the *Residual Market Quarterly Results* are posted on [ncci.com](https://www.ncci.com). Click the **Residual Markets** tab. Then, under Publications/Reports, click **Quarterly Results**.



# Georgia Residual Market Reinsurance Pool Net Operating Results

Estimated Net Operating Gains and Losses Projected to Ultimate as of 6/30/2022



From NCCI's *Residual Market Quarterly Results*—the financial statement presentation that reflects the excess of earned premium over incurred losses, less all operating expenses, plus all investment income in this state. Updates to the *Residual Market Quarterly Results* are posted on [ncci.com](https://www.ncci.com). Click the **Residual Markets** tab. Then, under Publications/Reports, click **Quarterly Results**.

# Georgia Residual Market

## COVID-19 Claims

- Limited direct impact on residual market losses
- Uncertain indirect impact on premium/collectability



## Volume and Market Share

- Varying results year to year with an overall decrease in premium and policy count
- Relatively high residual market share



Approximately 74% of residual market premium in high hazard groups F and G reflects possible volatility in losses and operating results



The residual market has not been self-funded over the past five years

# CONTACT US



**Dawn Ingham**  
State Relations Executive  
[dawn\\_ingham@ncci.com](mailto:dawn_ingham@ncci.com)



**Dan Cunningham**  
Director and Actuary  
[dan\\_cunningham@ncci.com](mailto:dan_cunningham@ncci.com)