

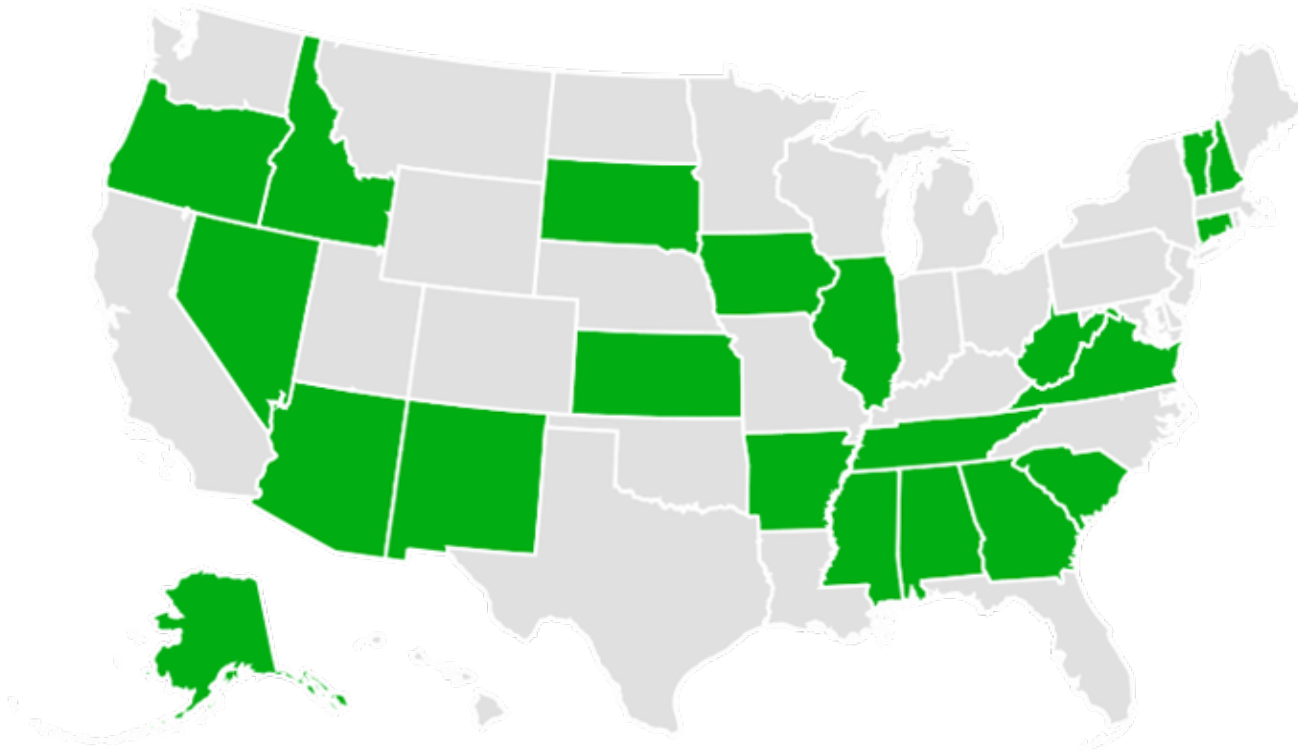
STATE ADVISORY RESOURCES

Arizona Residual Market
September 2022



Plan Data

Includes 22 NCCI Plan Administration Jurisdictions



Alabama
Alaska
Arizona
Arkansas
Connecticut
DC
Georgia
Idaho
Illinois
Iowa
Kansas

Mississippi
Nevada
New Hampshire
New Mexico
Oregon
South Carolina
South Dakota
Tennessee
Vermont
Virginia
West Virginia

Overall State of the Residual Market

Aggregate for NCCI Plan Jurisdictions*

COVID-19 Claims

- Limited direct impact on residual market losses
- Uncertain indirect impact on premium/collectability



Residual market premium and market share are on a gradual decline



Concentration in high hazard groups reflects possible volatility in losses and operating results



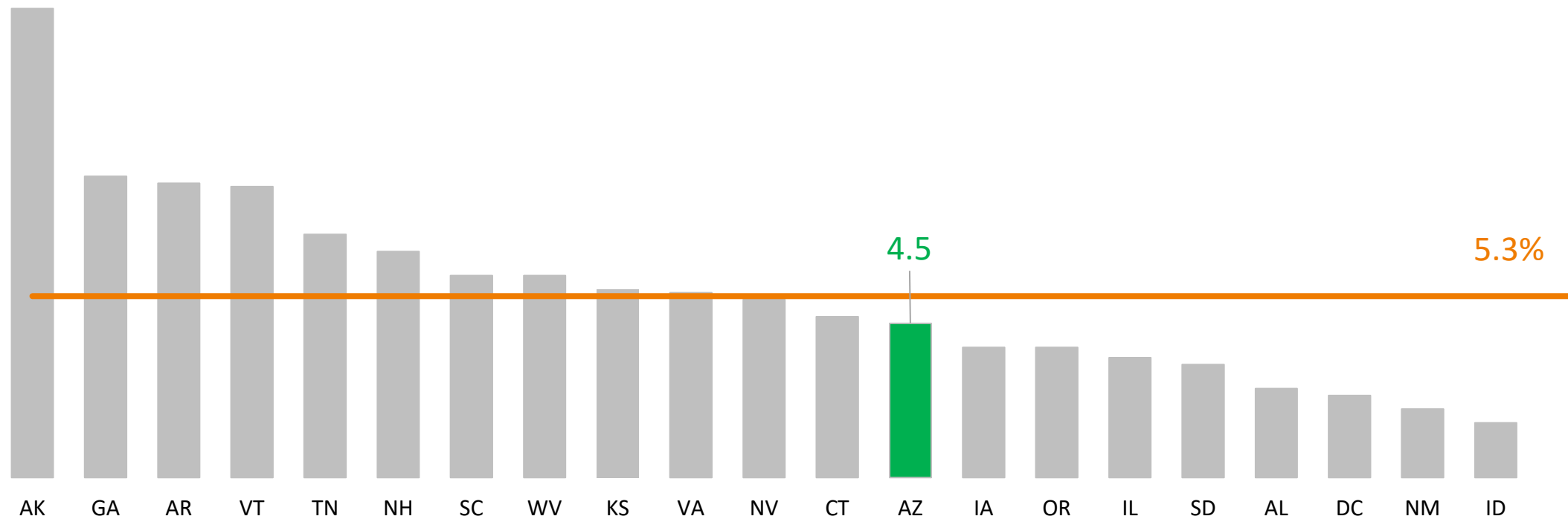
The residual market is self-funded in the aggregate, but this varies by jurisdiction



*From NCCI's *Residual Market Forum 2022*, State of the Residual Market presentation.

Assigned Risk Plan Market Share Percentage by Jurisdiction

As of 12/31/2021*

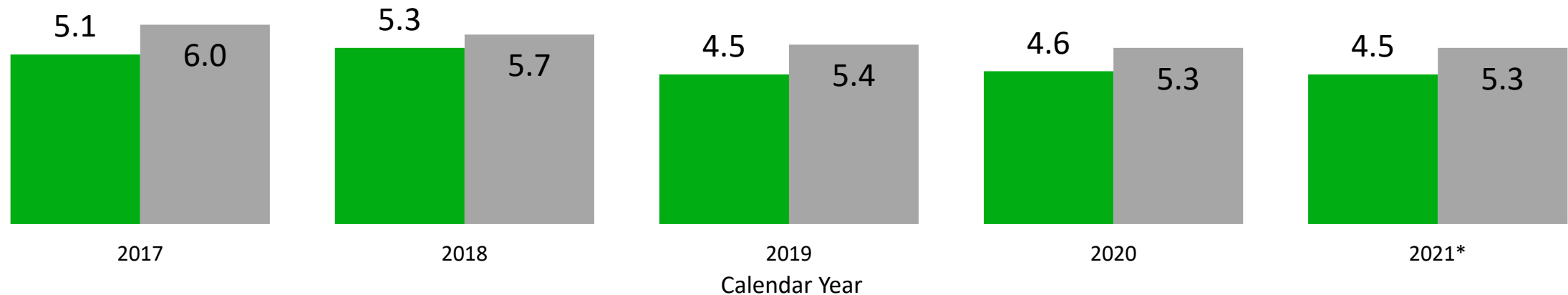


*Preliminary.

Market share percentages are from NCCI's 2021 *Residual Market Management Summary*.

Arizona Residual Market Share Compared to All Plan Jurisdictions Market Share

Plan Premium as a Percentage of Direct Written Premium

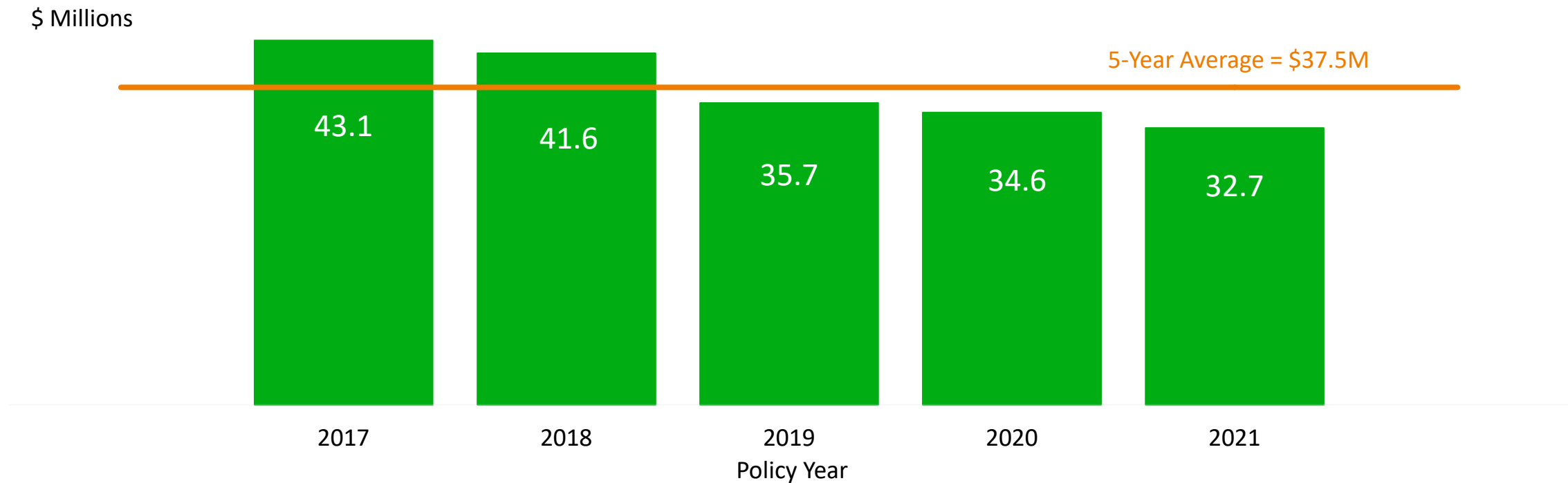


*Preliminary.

Market share percentages are from NCCI's 2021 *Residual Market Management Summary*.

Arizona Residual Market Plan Premium

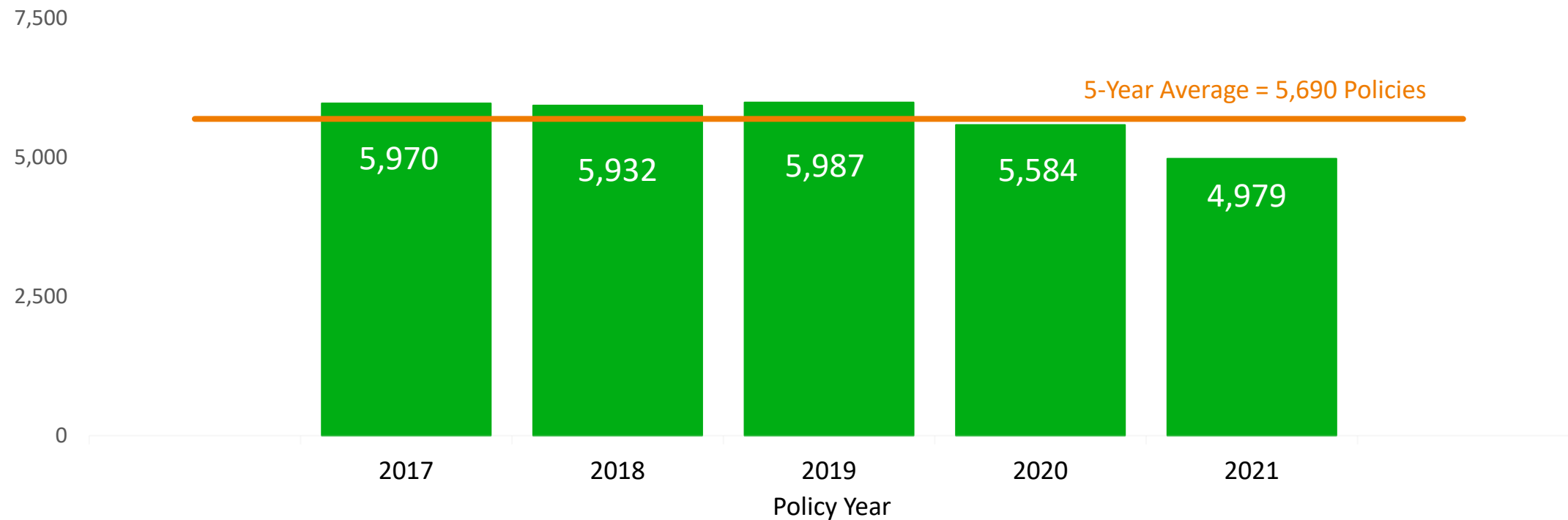
As of 12/31/2021



Premium data is on a policy year basis as reported to NCCI, for policies effective from January 1 through December 31, including prorated cancellations, with all policies' premium associated with the dominant state.

Arizona Residual Market Policy Counts

As of 12/31/2021



Policy data is on a policy year basis as reported to NCCI, for policies effective from January 1 through December 31, including prorated cancellations, with all policies' premium associated with the dominant state.

Arizona Residual Market (RM) Policy Information



\$6,575

Average RM Policy Size



57.1%

% of RM Policies Under \$2,500

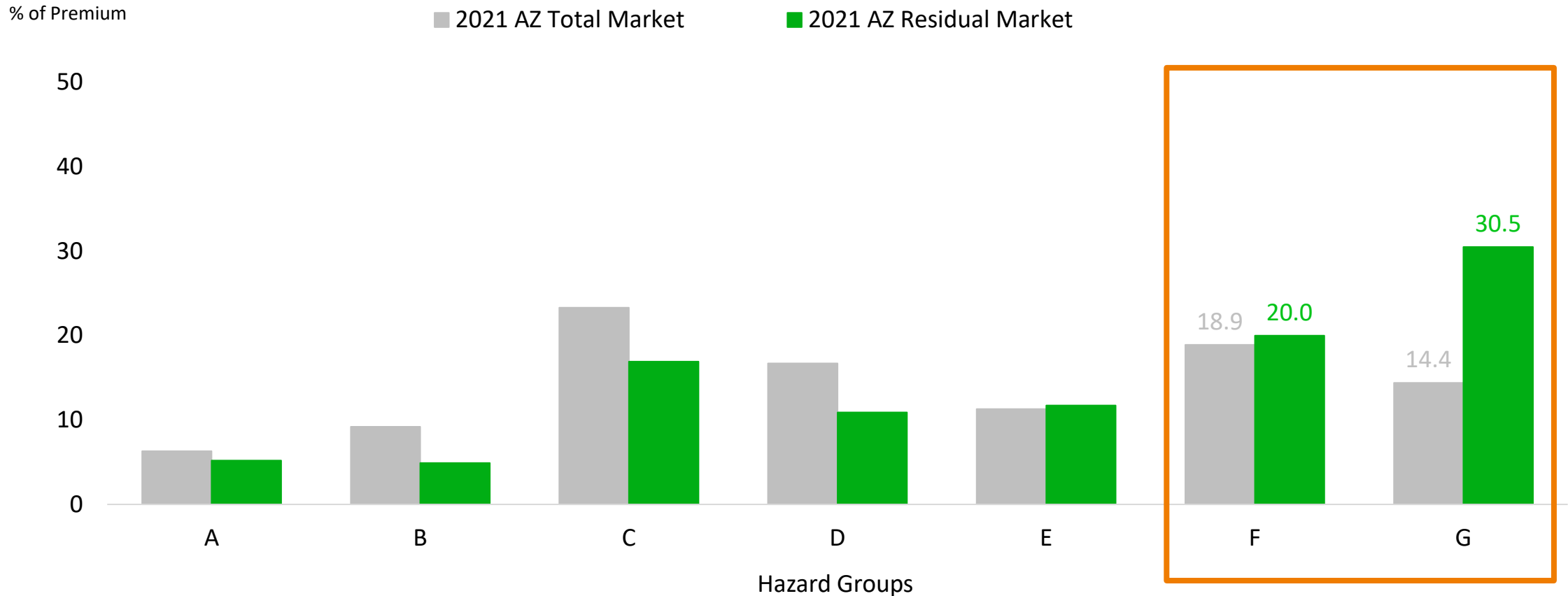


9.9%

% of RM Premium Generated
by Policies Under \$2,500

Premium and policy data is on a policy year basis as reported to NCCI, for policies effective from January 1, 2021, to December 31, 2021, including prorated cancellations, with all policies' premium associated with the dominant state.

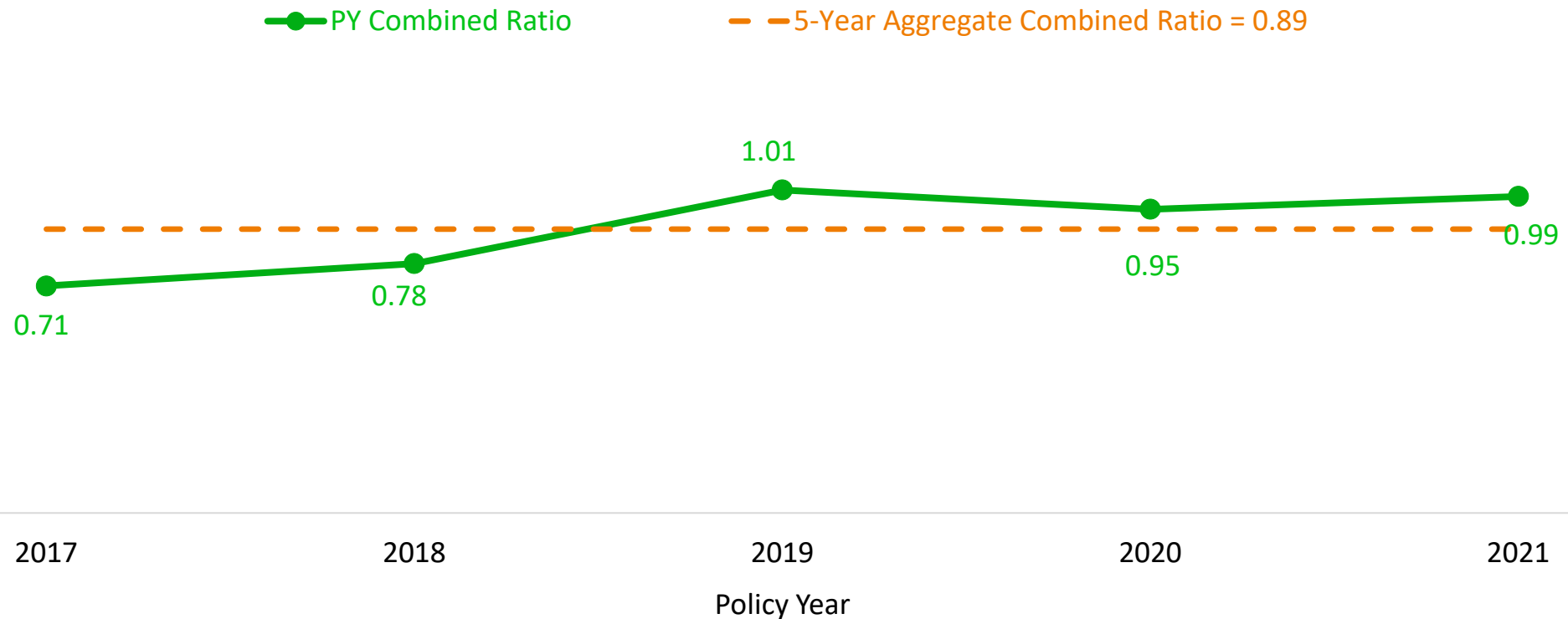
Hazard Groups **F and G** Account for 51% of the Residual Market Premium



Premium data is on a policy year basis as reported to NCCI, for policies effective from January 1, 2021, to December 31, 2021, including prorated cancellations, with all policies' premium associated with the dominant state.

Arizona Reinsurance Pool's Combined Ratios Over the Past Five Years

Estimated Policy Year Combined Ratios as of 3/31/2022

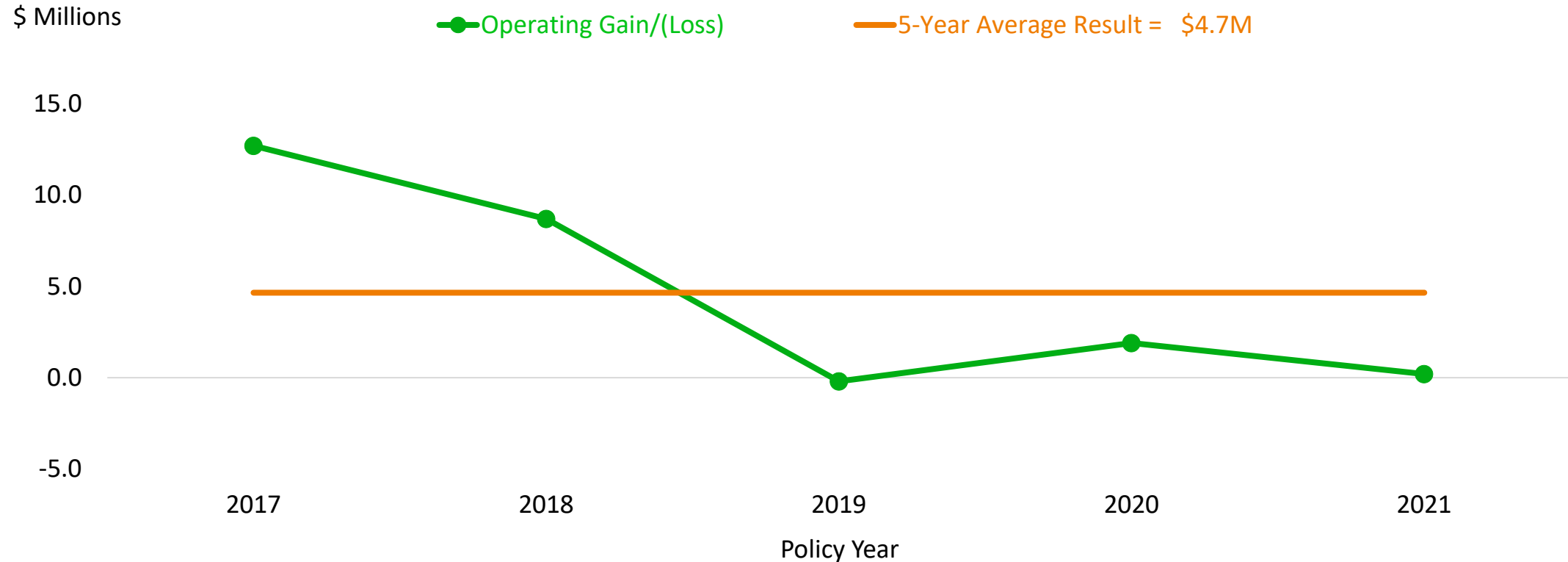


From NCCI's *Residual Market Quarterly Results*—equals $[1.0 - \text{Residual Market Operating Gain (Loss)}] / \text{Pool Written Premium}$.

Updates to the *Residual Market Quarterly Results* are posted on ncci.com. Click the **Residual Markets** tab. Then, under Publications/Reports, click **Quarterly Results**.

Arizona Residual Market Reinsurance Pool Net Operating Results

Estimated Net Operating Gains and Losses Projected to Ultimate as of 3/31/2022



From NCCI's **Residual Market Quarterly Results**—the financial statement presentation that reflects the excess of earned premium over incurred losses, less all operating expenses, plus all investment income in this state. Updates to the **Residual Market Quarterly Results** are posted on ncci.com. Click the **Residual Markets** tab. Then, under Publications/Reports, click **Quarterly Results**.

Arizona Residual Market

COVID-19 Claims

- Limited direct impact on residual market losses
- Uncertain indirect impact on premium/collectability



Volume and Market Share

- Overall decrease in premium and policy count
- Market share is .08 below the national average



Approximately 51% of Residual Market premium in high hazard groups F and G reflects possible volatility in losses and operating results



The residual market has been self-funded over the past five years

CONTACT US



Brett Barratt

Senior State Relations Executive
brett_barratt@ncci.com



Brad Rosin

Director & Actuary
brad_rosin@ncci.com