



# Opioids and the Claims Data Dashboard:

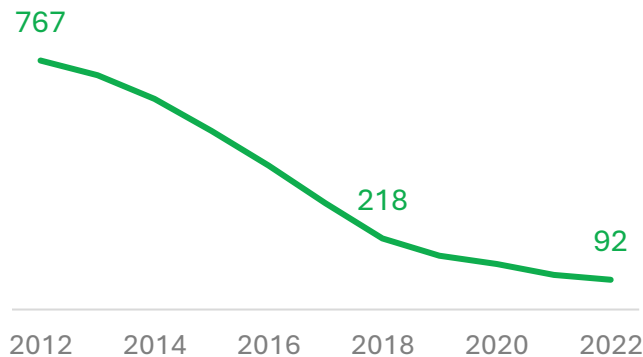

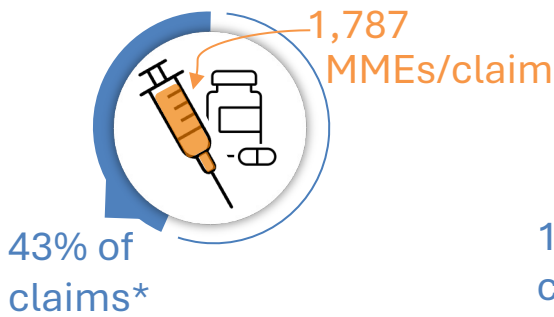
NCCI's latest [research on opioid utilization](#) addresses a decade of opioid prescribing patterns and how the share of opioid claims have changed over time. Notable findings include:

Accident Year (AY) 2012-2022:

- 63% decline in share of claims with **any** opioid utilization
- 67% decrease in average Morphine Milligram Equivalents (MMEs) per opioid claim

Accident Year **2012**

Accident Year **2022**

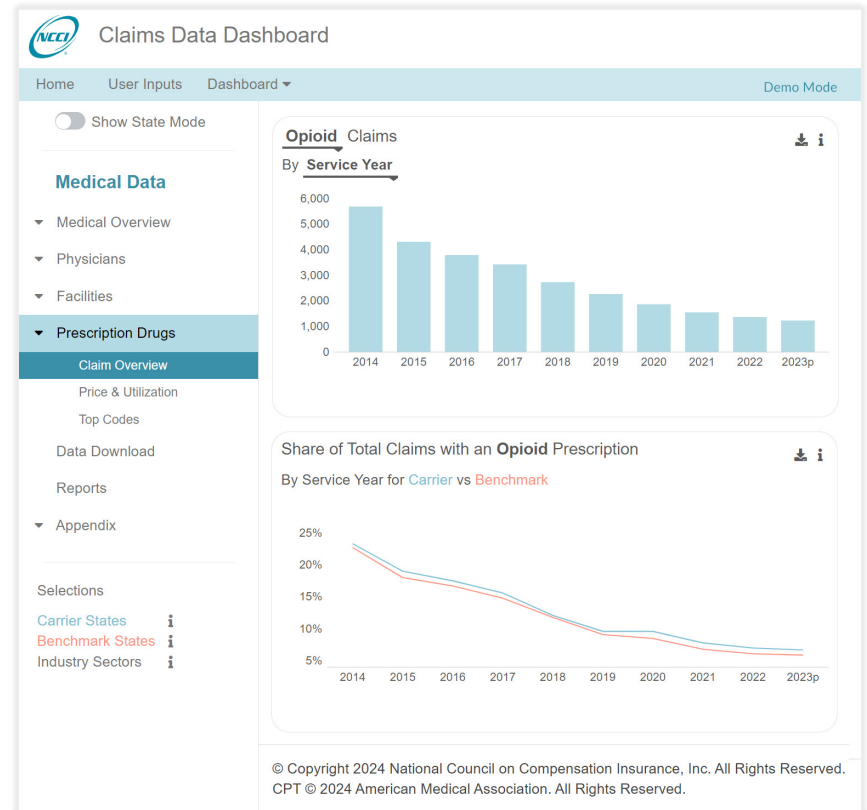


**88%**  
overall drop in the amount of MMEs\*

\*Share of claims is based on indemnity claims only, evaluated one year after injury.

## Did You Know?

- Information on opioid claims, including the volume of claims receiving opioids and MMEs per opioid claim, can be found in the [Claims Data Dashboard \(CDD\)](#)\*\*
- NCCI affiliates can leverage **CDD's** capabilities to conveniently compare their own data to an industry benchmark and analyze how their opioid-related statistics stack up.
- Customization is available to evaluate your data by state, industry sector, or loss accounting definitions.
- The **CDD** is updated on a quarterly basis, so you always have the latest available data and information at your fingertips!



\*\***Claims Data Dashboard** is product of NCCI and available to NCCI affiliates and regulators. If you have questions, contact NCCI's [Customer Service](#) at 800-NCCI-123 (800-622-4123), option 7.