








Chapter 1: Policy Data Overview

Policy Data Usage

-  Proof of Coverage
-  Unit Report Expectations
-  Experience Rating Distribution
-  Residual Market
-  Actuarial Analysis

What Constitutes a Full Policy?

- Header Record—contains policy level information
- Name and Address Records—when linked properly NCCI sends as employer records to POC states
- State Premium Records—state coverage and premium data elements
- Exposure Records—classification codes and statistical codes with corresponding Exposure Amounts
- Endorsement Records—federal coverage, deductibles, experience rating change information, etc.

Chapter 2: Premium and Exposure Reporting

Policy Premium and State Premium Reporting

Header Record

- Policy Estimated Standard Premium Total—the total of all state standard premiums reported for the full policy transaction

State Premium Record

- Estimated State Standard Premium Total—the total of each state’s standard premium
- Must equal (when there is one State Premium Record) or sum (when there are multiple State Premium Records) to the Policy Estimated Standard Premium Total*

*To avoid Data Grade 4 Edit 0253-03: If the Policy Estimated Standard Premium Total does not match, either report additional state premium records or modify your total policy premium accordingly (when necessary).



Data Now Program (DNP) Advanced Policy Reporting

Exercise #1—Policy Premium and State Premium

Five states are covered on the policy:

State	Estimated State Standard Premium Amount
Florida	\$5,000
Georgia	\$6,000
Connecticut	\$10,000
New Hampshire	\$4,000

Policy Estimated Standard Premium Total is calculated by adding up all state standard premium reported on every State Premium Record. What would the total be? \$_____.00

State Premium Reporting

State Premium Reporting

Required State Premium Record Fields

Estimated State Standard Premium Total	Experience Modification Factor/Merit Rating Factor	Expense Constant Amount*	Loss Constant Amount*	Premium Discount Amount*
--	--	--------------------------	-----------------------	--------------------------

*May also be reported on the corresponding Exposure Records under the applicable statistical codes.

For more details, refer to NCCI's *Policy and Proof of Coverage Reporting Guidebook* and the WCIO Workers Compensation Policy Reporting Specifications (WCPOLS).



Experience Modification and Merit Rating

Experience Modification and Merit Rating Factors

When	Then report ...
Factor exists (example: 10% credit)	Decimal complement of % (example: 0900)
No factor	0000 or 1000

Experience Modification/Merit Rating Status Codes

- Final Experience Modification
- Experience Modification Not Final (Preliminary)
- No Experience Modification or Merit Rating
- Merit Rating Factor

If a factor is populated in the Experience Modification/Merit Rating Factor field, then a Status Code is required. NCCI’s data grade 3 edit #0073-02 will recognize when merit rating statistical codes are reported and if the merit rating status is not reported. This is a default edit.

Other required State Premium Record fields include:

- Expense Constant Amount
- Loss Constant Amount
- Premium Discount Amount

Expense Constant Amount and Loss Constant Amount both work the same. There is only one value each to be reported per policy. They must be reported for the state with the highest value of these fields when there are multiple states covered on the policy. If the values are the same for all states, then the value would be reported on the State Premium record with the largest Estimated State Standard Premium.

Data Grade 9 Edit 0072-02 will fire if the Expense Constant Amount is reported on more than one State Premium Record on a policy. And a new edit is planned to reject the policy if the Loss Constant Amount is reported on more than one State Premium Record on a policy.

The Premium Discount Amount works a little differently for a multi-state policy. The If there are multiple states on the policy, report the proportionate share of the discount amount on each State Premium Record.



Data Now Program (DNP) Advanced Policy Reporting

Data Grade 8 Edit 0165-02 will fire if the Premium Discount Amount is greater than Total Estimated State Standard Premium.

Exposure Reporting

Exposure Record—every State Premium Record reported must have at least one corresponding Exposure Record.

Classification Codes are reported with:

- Estimated Exposure Amount
- Manual/Charged Rate
- Estimated Premium Amount

When one or more of these elements are missing or blank and the others are populated with values then data grade 6 edit #0037-12 will occur.

When and if statistical codes are reported, no Manual/Charged Rate would apply.

Exercise #2—Name That WCPOLS Record

Circle the correct answer:

- What record requires the Expense Constant Amount?
 - a. Header Record
 - b. State Premium Record
 - c. Exposure Record
- What record requires the Manual/Charged Rate?
 - a. Header Record
 - b. State Premium Record
 - c. Exposure Record
- What record requires the Loss Constant Amount?
 - a. Header Record
 - b. State Premium Record
 - c. Exposure Record
- What must be reported on the State Premium Record if there is a final experience mod factor?
 - a. Experience Modification Factor/Merit Rating Factor
 - b. Experience Modification Factor/Merit Rating Status Code
 - c. Both a and b



Chapter 3: Multiple Policy Changes

Policy Data Sorting

If more than one policy replacement transaction for any one policy is included in the same file, NCCI will sort the file by:

- Carrier Code
- Policy Number
- Policy Effective Date
- Transaction Issue Date

Multiple Policy Transaction Sorting

NCCI sorts multiple transactions that are reported for the same policy with the same Transaction Issue Date in the same file as follows:

- 1) Transaction 16—Coverage Notice Binder
- 2) Transactions 01, 02, 04—Establishing
- 3) Transaction 06—Key Field Changes
- 4) Transaction 15, 08, 10, 14—Full Policy Replacements
- 5) Transaction 03—Endorsement
- 6) Transaction 05—Cancellation/Reinstatement/Nonrenewals
- 7) Transaction 17—Compliance/Noncompliance

To bypass the sort order within a Transaction Issue Date, submit each transaction in a separate file or use the *Policy Data Collection (PDC)* tool. Files are processed in received date order.

Multiple CRN transactions can be submitted and processed for the same Transaction Issue Date.



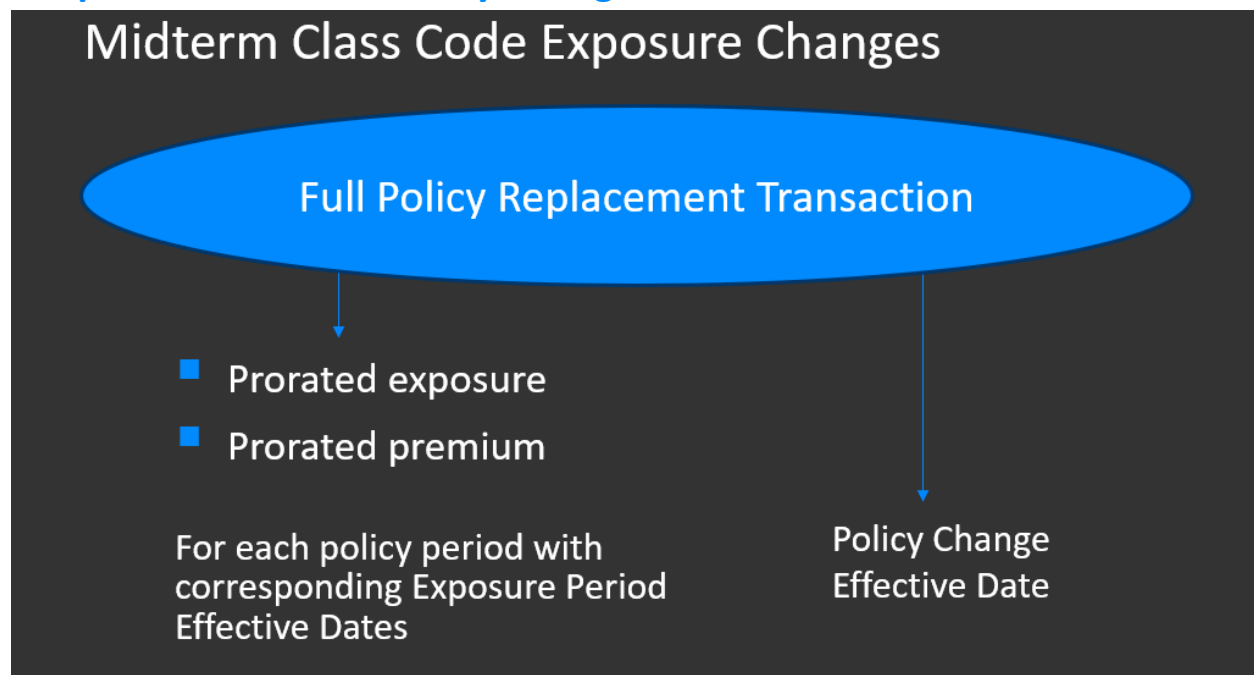
Data Now Program (DNP) Advanced Policy Reporting

- The Cancellation/Reinstatement Transaction Sequence Number on the Cancellation/Reinstatement Record—Record Type Code 08 is used to correctly sequence
- If the Cancellation/Reinstatement Transaction Sequence Number is the same on multiple records, the records will be rejected.

Changes can be made to cancelled policies if the Policy Change Effective Date is equal to or prior to the Cancellation Effective Date.

If the Policy Change Effective Date is after the Cancellation Effective Date, then the policy must be reinstated to process the change. Once the reinstatement is processed, the policy can be changed and then subsequently cancelled again.

Chapter 4: Mid-Term Policy Changes



Mid-term changes to a classification exposure and its premium may be necessary due to changes in the manual rate, such as from a law only filing or a change to the nature of business for the policyholder.

For policies with a split exposure period:

- Submit a full policy replacement transaction with the prorated exposure and prorated premium amount for each exposure period
- Report separate exposure records with the prorated amounts represented by their corresponding Exposure Period Effective Date
- Report the mid-term date of change in the Policy Change Effective Date field



Data Now Program (DNP)
Advanced Policy Reporting

Exercise #3—Midterm Class Code Exposure Changes

Fill in the blank:

What would be the reported Policy Change Effective Date on the changed exposure record?

Exercise #3—Midterm Class Code Exposure Changes Example

Full Policy Replacement Transaction

Policy Effective Date: January 1, 2024

State Code	Class Code	Estimated Exposure	Manual/Charged Rate	Estimated Premium	Exposure Period Effective Date	Policy Change Effective Date
09	8810	000000050000	00004900	0000000245	1/1/2024	000000
09	8810	000000042000	00005500	0000000231	6/1/2024	

Midterm State Premium Field Changes

Full Policy Replacement Transaction

State Premium Record Reporting

- Full Value of Premium Discount Amount
- Full Value of Expense Constant Amount
- Full Value of Loss Constant Amount
- Latest Experience Modification Factor
- Latest Merit Rating Factor

Mid-term change date reported in the Policy Change Effective Date field

Making mid-term changes to the Premium Discount, the Expense Constant Amount, the Loss Constant Amount, the Experience Modification Factor, or Merit Rating Factor all work the same.



Data Now Program (DNP) Advanced Policy Reporting

NCCI does not allow multiple state premium records for the same state, so you would need to send in a full policy replacement showing the full value of the current Premium Discount, Loss Constant Amount or the Expense Constant Amount, on the applicable State Premium Record.

Note: Only one Expense Constant Amount and only one Loss Constant Amount applies to the policy; and when there are multiple states on a policy, the Expense Constant Amount or the Loss Constant Amount must be reported on the State Premium Record of the state with the highest expense constant.

Note: If there are multiple states covered on the policy, report the proportionate share of the Premium Discount Amount on each State Premium Record.

If you are making changes to the Experience Rating Factor or the Merit Rating Factor, then you would report a full policy replacement with the latest factor on the applicable State Premium Record.

Also, the date of the mid-term changes would be reported in the Policy Change Effective Date field.

Exercise #4—Midterm Experience Modification Factor Change

Exercise #4—Midterm Experience Modification Factor Change Example

Full Policy Replacement Transaction

Policy Effective Date: January 1, 2024

State Code	Exp Mod Factor	Est State Std Premium Total	Expense Constant	Exp Mod Factor Effective Date	Policy Change Effective Date
09	0085	0000000245	0000000200	1/1/2024	000000
09	0075	0000000200	0000000200		

For our example, the Policy Effective Date is January 1, 2024. It is a single-state policy for Florida, so we report 09 for Florida on the State Premium Record. The Experience Modification at policy inception was .85. But on July 1, 2024, the Mod was changed to .75, so adjustments need to be made to the Premium at that time. Because the Mod factor decreased, the amount of premium would decrease as well. It changed from 245 to 200. The expense constant remains the same, so we report the 200 on the replacement policy.

Fill in the blank cells:

What would the Experience Mod Factor Effective Date be?

What would be the reported Policy Change Effective Date on the full policy replacement State Premium Record be?



Chapter 5: Extended-Term Policy Reporting

Extended-Term Policies

Extended-Term Policies

Extended-Term—policy issued for more than one year and sixteen days, but less than three years.

Extended-Term Policy Options	
Option 1	Option 2
One policy transaction	Multiple policy transactions

Extended-Term Policies—Option 1

Extended-Term Policies—Option 1

One policy transaction for whole extended term:

Transaction Code	Policy Term Code	Endorsement	Policy Effective Date	Policy Expiration Date
01—New Policy or 02—Renewal	8—Other	Policy Period Endorsement Record—Record Type 13	First day of the extended term	Last day of the extended term

Data Grade 9 Edit 0158-03: If no endorsement is reported.

When reporting with Option 1, NCCI’s system will use the Policy Period Endorsement to set the expectations for Unit Statistical reporting. **Basic Manual** rules, classifications, and rates are applied to individual units of 12 months each as if a separate policy had been issued for each unit. If the Policy Period Endorsement is not reported, data grade 9 edit #0158-03 will be issued rejecting the full policy transaction.



Data Now Program (DNP)
Advanced Policy Reporting

Extended-Term Policy—Option 1

Policy from 1/1/2023–6/1/2025 (period of two years and five months) Short – term reported last					
Policy Transaction Code	Policy Term Code	Prior Policy Number	Policy Effective Date	Policy Expiration Date	
01—New Policy or 02—Renewal Policy	8—Other	Required for Trans Code 02	1/1/2023	6/1/2025	
Policy Period Endorsement—Record Type Code 13 reporting is required to specify the annual year(s) and the shortened year of an extended-term policy (Policy Term Code 8).					
Endorsement Number	WC000405		Endorsement Effective Date	1/1/2023	
Period 1 Effective Date	Period 1 Expiration Date	Period 2 Effective Date	Period 2 Expiration Date	Period 3 Effective Date	Period 3 Expiration Date
1/1/2023	1/1/2024	1/1/2024	1/1/2025	1/1/2025	6/1/2025

In our example above, we describe how to report an extended-term policy that is two years and five months long with Option 1. We report:

- A New policy with a policy transaction code of 01 or a Renewal policy with the policy transaction code 02
 - If a Renewal is reported, then Prior Policy Number is required
- Policy Term Code of 8 for Other
- Policy Effective Date for our example is 1/1/2023 and the policy expiration date will be 6/1/2025
- Policy Period Endorsement (Record Type Code 13) with the Endorsement Number of WC000405
 - First period effective date will be 1/1/2023 and policy expiration date will be 1/1/2024
 - Second period effective date will be 1/1/2024 and the expiration date will be 1/1/2025
 - Third period will reflect the shortened term of 1/1/2025 until 6/1/2025



Data Now Program (DNP)
Advanced Policy Reporting

Extended-Term Policies—Option 2

Extended-Term Policies—Option 2

Multiple policy transactions for each portion of the extended term:

Transaction Code	Policy Term Code	Endorsement	Policy Effective Date	Policy Expiration Date
01—New Policy or 02—Renewal or 04—Annual Re-rate	1—Standard One-Year or 4—Short Term (less than one year)	Policy Period Endorsement Record—Record Type 13—NOT REQUIRED	First day of each portion of the extended term	Last day of each portion of the extended term

Extended-Term Policy—Option 2

Policy from 1/1/2023–6/1/2025 (period of two years and five months) Shortened period will be at the end of the extended term				
Policy Transaction Code	Policy Term Code	Prior Policy Number	Policy Effective Date	Policy Expiration Date
01—New Policy or 02—Renewal Policy	1—Standard One-Year	Required for Trans Code 02	1/1/2023	1/1/2024
04—Annual Re-rate	1—Standard One-Year	Required	1/1/2024	1/1/2025
04—Annual Re-rate	4—Short-Term (less than one year)	Required	1/1/2025	6/1/2025



Data Now Program (DNP)
Advanced Policy Reporting

Extended Term Policy Cancellations

Regardless of which Option is used to report Extended Term policies, separate Cancellation/Reinstatement Transactions are required for each term being cancelled.

Policy from 1/1/2023–6/1/2025 (period of two years and five months) Policy being cancelled effective 1/1/2024				
First Period Effective 1/1/2023 – 1/1/2024				
No Cancellation Record Required as policy was in effect for full 12-month term				
Second Period Effective 1/1/2024 – 1/1/2025				
Transaction Code	Policy Record Type	Cancel/Reinstatement ID Code	Cancel Type Code	Cancel Eff Date
05	08	01–Cancellation	01–Cancelled Flat	1/1/2024
Third Period Effective 1/1/2025 – 6/1/2025				
Transaction Code	Policy Record Type	Cancel/Reinstatement ID Code	Cancel Type Code	Cancel Eff Date
05	08	01–Cancellation	01–Cancelled Flat	1/1/2025

Extended-Term Recap

Option 1	Option 2
Single transaction	Multiple transactions
New or Renewal Transactions	New, Renewal, and Annual Re-rate Transactions
Policy Term 8–Other	Policy Term 1–Standard One Year and 4–Short Term
Policy Period Endorsement Reported	Policy Period Endorsement Not Reported
Policy Effective Date and Policy Expiration Date for the full extended term	Policy Effective Date and Policy Expiration Date for each portion of the extended term
Cancellation/Reinstatement reporting the same for either Option – a Cancellation/Reinstatement must be reported for each term being cancelled.	

Chapter 6: “If Any” Policy Reporting

- Single-state minimum premium policy on an “If Any” basis
- Multistate policy with a state on an “If Any” basis
- Classification code on an “If Any” basis



Data Now Program (DNP)
Advanced Policy Reporting

State Premium Record Reporting for a Single-State Minimum Premium Policy on an “If Any” Basis

Single State “If Any”

State Premium Record Reporting

State Premium Record (Record Type Code 04)	
Data Element Name	Reporting Instructions
Estimated State Standard Premium Total	Report the policy minimum premium amount
Expense Constant Amount	If an expense constant applies to the policy, report the Expense Constant Amount

State Premium Record Reporting for a Multistate Policy With a State on an “If Any” Basis

Multistate “If Any”

State Premium Record Reporting

State Premium Record (Record Type Code 04)	
Data Element Name	Reporting Instructions
Estimated State Standard Premium Total	Report zeros or minimum premium if applicable
Expense Constant Amount	Report zeros or Expense Constant Amount if applicable

Exposure Record Reporting for Single-State Minimum Premium Policy on an “if Any” Basis or a Multistate Policy With a State on an “If Any” Basis



Data Now Program (DNP)
Advanced Policy Reporting

Exposure Record (Record Type Code 05)	
Data Element Name	Reporting Instructions
Classification Code (or Statistical Code)*	Report the applicable classification code according to the NCCI Basic Manual rules
Manual/Charged Rate	Report zeros
Estimated Exposure Amount	Report zeros
Estimated Premium Amount	Report zeros

*Statistical Code 0990—Balance to Minimum Premium and Statistical Code 0900—Expense Constant may also be reported with their premium amounts on the Exposure Record

A policy must have at least one classification code for NCCI to derive the governing class code for POC purposes. You will encounter an edit for no valid nonstatistical exposure records, which may cause POC compliance issues.

Please remember that Statistical Code 1111 for No Exposure is not allowed to be reported in Policy Data.

Classification Code on an “If Any” Basis

When your policy has exposure, but one or more class codes are on an “If Any” basis, then the reporting rules are the same as noted above.

Exposure Record (Record Type Code 05)	
Data Element Name	Reporting Instructions
Classification Code	Report the applicable classification code according to the NCCI Basic Manual rules
Manual/Charged Rate	Report zeros
Estimated Exposure Amount	Report zeros
Estimated Premium Amount	Report zeros



Exercise #5—“If Any” Knowledge Check

Circle your answers:

When reporting a single-state policy on an “If Any” basis, what would the Estimated State Standard Premium Total Amount be?

- a) All zeros
- b) State’s minimum premium amount
- c) Blanks

When reporting a class code on an “If Any” basis, what data element would be reported with all zeros?

- a) Manual/Charged Rate
- b) Estimated State Exposure
- c) Estimated State Premium
- d) All the above

Chapter 7: Deductible Programs

A deductible program is an optional feature of a policy. The insured agrees to pay or is responsible for a portion of the loss up to a stated threshold amount.

When a claim occurs,

- The insurer pays the entire loss, then
- the insured reimburses the insurer up to the deductible amount

Deductible programs and amounts will vary by state. They are either filed by NCCI, which are outlined in NCCI’s Basic Manual, or independently filed by the insurer.

Insureds may opt for deductible programs to receive a premium credit or opt for a program that reduces the losses in the calculation of experience rating.



Data Now Program (DNP)
Advanced Policy Reporting

Chapter 8: Reporting Deductible Data in Policy Data

When a policy has a deductible, you must report a Deductible Endorsement Record—Record Type 43 for each state on the policy.

Report the endorsement number in either the Endorsement Number field or the Carrier Version Identifier field.

- If reporting the Endorsement Number field, you would report either:
 - NCCI’s filed countrywide endorsement, which is WC000603, or an endorsement number approved by a specific jurisdiction
 - OR report a carrier-filed endorsement number in the Carrier Version Identifier

One or the other must be reported.

Losses Subject to Deductible Codes

Code	Description
00	No Deductible
01	Medical Losses Only
02	Indemnity Losses Only
03	Medical and Indemnity Losses

Basis of Deductible Calculation Codes

Code	Description
00	No Deductible
01	Per Claim Deductible Amount
02	Per Accident Deductible Amount
03	Per Policy Deductible Aggregate Limit
04	Percent of Claim Cost
05	Percent of Premium
06	Coinsurance Only Percent With Per Claim Amount Limit
07	Coinsurance Percent With Per Claim Deductible Amount and Coinsurance Limit
08	Coinsurance Percent With Per Accident Deductible Amount and Coinsurance Limit
09	Per Accident Deductible Amount With Per Policy
10	Per Claim Deductible Amount With Per Policy Deductible Aggregate Limit
11	Coinsurance Percent With Per Claim Deductible Amount Limit With Per Policy Aggregate Limit
12	Variable-deductible programs not otherwise defined.
13	Negotiated



Data Now Program (DNP)
Advanced Policy Reporting

Deductible Endorsement Record—Record Type 43

Field Title	Class	Position	Note
Deductible Percentage	N	75-76	Should be populated when the Basis is 04 for Percent of Claim Cost
Deductible Amount per Claim/Accident	N	77-85	Should be populated when the Basis is 01 or 02 for Per Claim or Per Accident
Deductible Amount - Aggregate	N	86-94	Should be populated when the Basis is 03 for Per Policy Aggregate Limit
Endorsement Effective Date	N	289-294	YYMMDD

Exposure Record—Record Type 05

Field Title	Class	Position	Note
Classification Code	N	51–54	Use applicable statistical code

Statistical Code	Phraseology
9664	Deductible Reporting (Subject to Experience Rating)
9663	Deductible Reporting (Not Subject to Experience Rating)
9657	Deductible Reporting (Not Part of Standard Premium)



Data Now Program (DNP)
Advanced Policy Reporting

Exercise #6—Deductible Endorsement Record Reporting

A policy is written with a \$1,000 per accident deductible for Medical and Indemnity Losses with premium credit subject to Experience Rating.

What would be the Losses Subject to Deductible Code?

- a) 01—Medical Losses Only
- b) 02—Indemnity Losses Only
- c) 03—Medical and Indemnity Losses

What would be the Basis of Deductible Calculation Code?

- a) 01—Per Claim
- b) 03—Per Policy Aggregate Limit
- c) 00—No Deductible
- d) 02—Per Accident

What WCPOLS record would be submitted to report these values? _____

Chapter 9: Noncompliance/Compliance Policy Transactions

Noncompliance/Compliance policy transactions are reported to comply with Undisputed Premium Obligation (UPN) and Noncompliance (NCN) data for the Assigned Risk market but also recommended for the Voluntary Market.

The Noncompliance/Compliance transaction is reported on a Z1 record. For noncompliance and compliance transactions you have a primary reason and up to three additional reasons you can report on one Z1 record.



Reporting a Noncompliance/Compliance Transaction

Field Title
Record Type Code
Noncompliance/Compliance Notification Type Code
Primary Noncompliance or Compliance Reason Code
Additional Noncompliance or Compliance Reason Code(s)
Current Outstanding Premium Due Amount
Noncompliance/Compliance Transaction Sequence Number
Noncompliance or Compliance Effective Date

Noncompliance Reason Codes

Reason Code	Description
01	Nonpayment of Amount Billed at Final Audit
02	Nonpayment—Dispute Resolved
03	Nonpayment—Default on Payment Plan (i.e., deposit, installment, or endorsement premium)
04	Noncompliance—Audit
05	Noncompliance—Loss Control or Inspections
98	Nonpayment—Other (e.g., nonpayment of claim deductible)
99	Noncompliance—Other



Compliance Reason Codes

Reason Code	Description
06	Compliance of Audit
07	Compliance of Loss Control or Inspections
97	Compliance of Nonpayment
99	Compliance – Other

To change a previously reported noncompliance reason, you must submit a notification of compliance for the reason in error prior to reporting the corrected noncompliance. And you cannot submit a noncompliance on a noncompliance for the same reason you can't cancel a cancel.

The Plan Administrator may instruct the carrier to initiate cancellation. If applicable, a cancellation transaction is sent separately from the noncompliance transaction. Once the employer resolves their noncompliance, the Plan Administrator may instruct the carrier to reinstate. A reinstatement transaction would be sent in separately from the compliance transaction.

Noncompliance/Compliance Reports Available:

- Noncompliance Reject Report
 - Daily report of all rejected noncompliance transactions that need to be corrected and resubmitted
- Noncompliance Follow-Up Report
 - Monthly report for assigned carriers to help in following up with noncompliant insureds



Data Now Program (DNP) Advanced Policy Reporting

Exercise #7—Correcting a Noncompliance/Compliance Reason Code

To correct one Noncompliance reason code when two reasons have been reported, you would:

- a) Report a new Z1 putting all noncompliance reasons into compliance, then report another Z1 with all correct noncompliance reasons
- b) Report a new Z1 record with a compliance for the single noncompliance reason in error, then report the corrected single noncompliance reason Z1

Two noncompliance reason codes were previously reported. To update the employer to compliance status, you would:

- a) Put all noncompliance reasons into compliance
- b) Put the primary noncompliance reason into compliance

Chapter 10: Federal Reporting Compliance Service

NCCI has been electronically delivering your USL&HW Act, Federal Mine Safety and Health Act, and Defense Base Act coverage to the US Department of Labor since 2010.

USL&HW Act Criteria: At least one federal endorsement number must be reported on the Endorsement Identification Record—Record Type Code 07 in WCPOLS.

Endorsement Number	Endorsement Name
WC000101	Defense Base Act Coverage Endorsement
WC000106	Longshore and Harbor Workers' Compensation Act Coverage Endorsement
WC000108	<u>Nonappropriated</u> Fund Instrumentalities Act Coverage Endorsement
WC000109	Outer Continental Shelf Lands Act Coverage Endorsement

- Exposure Act/Exposure Coverage Code
 - 02 = USL&HW F-Classes or USL&HW Coverage on Non-F-Classes
 - 08 = Coverage Under USL&HW Act for Oil, Gas or Other Mineral Operations on or Over Water
- AND/OR qualifying class code or statistical code (list of codes can be found in NCCI's *Policy and Proof of Coverage Reporting Guidebook*)



Data Now Program (DNP)
Advanced Policy Reporting

Federal Mine Safety and Health Act Criteria: Federal endorsement number must be reported on the Endorsement Identification Record—Record Type Code 07 in WCPOLS.

Endorsement Number	Endorsement Name
WC000102	Federal Mine Safety and Health Act Coverage Endorsement

- Exposure Act/Exposure Coverage Code
 - 01 = State Act or Federal Act Excluding USL&HW and Federal Mine Safety and Health Act
 - 03 = Federal Mine Safety and Health Act Only
 - 04 = Federal Mine Safety and Health Act and the State Act
- AND/OR qualifying class code or statistical code (list of codes can be found in NCCI’s *Policy and Proof of Coverage Reporting Guidebook*)

Defense Base Act (DBA) Criteria:

- Specialized foreign workers compensation coverage
- Employees working outside of the United States
- Not standard workers compensation
- Special federally approved format

Chapter 11: Data Reports


NCCI creates policy reports to communicate the results of the policy editing process. Policy reports provide key details about the status of policy submissions, rejections, and errors that may require corrective action. You can see a listing of the policy reports in the *Policy and POC Reporting Guidebook* in the **Manuals Library** on ncci.com. It contains a table that provides the policy report names, descriptions, and how to use the reports.

We have a Data Reports Guide on ncci.com. From the home page, click **Data Reporting** and then look under the RESOURCES section.

Customers will receive an email notification for most NCCI-generated reports. Once you receive this notification, you can access your reports from the *Policy Data Collection* tool using the *Data Reports* feature.



Data Now Program (DNP) Advanced Policy Reporting

 Data Reports [Contact Us](#) [Log Out](#) [My Profile](#)

Policy Unit URC DCI Tools and Information About

Policy - 45856 - NCCI TRAINING COMPANY

NCCI Generated Customer Generated My Queue

Reports

NCCI-Generated Reports

Reports

- Please select a Report --
- Assigned Risk Binder Number Report
- IAIABC POC Coverage Provider Accepted Report
- IAIABC POC Coverage Provider Monthly Outstanding Reject Report
- IAIABC POC Coverage Provider Reject & Error Report
- Monthly Outstanding Noncompliance Report
- Noncompliance/Compliance Reject Report
- Policy Certification Submission Results Report
- Policy Daily Submission Results Report
- Policy Monthly Outstanding Data Grade 7 Report
- Policy Pre-Edit Service Submission Results Report
- Policy Submission Results Report

Reports

- Please select a Report --
- POC Transaction Report
- Policy Reject and Error Report
- Policy Risk ID Report



Data Now Program (DNP) Advanced Policy Reporting

Policy Edit Matrices

Policy Data Edit Matrices

The screenshot displays the NCCI website interface. At the top, the NCCI logo and tagline 'The Source You Trust' are visible. A search bar and navigation links (Contact Us, Products, About NCCI, Learn@NCCI, Log In, My Profile) are present. The main navigation menu includes Data Reporting, Industry Information, Residual Markets, Underwriting, Agents/Brokers, and Insights. A large banner features a man working on a laptop with the text 'Financial Data Collection Tool—Enhanced Homepage'. To the right of the banner are six buttons: Access DTVI Mailbox, Access Policy Data Collection, Access Unit Data Collection, Access Data Manager Dashboard, Access DCI Data Collection, and Access Data Manuals. Below the banner, the page is organized into sections: GENERAL (with POLICY AND POC highlighted), PRODUCTS (listing various services like Circulares, Class Look-Up, Data Manager Dashboard, etc.), LEARNING CENTER (listing Policy and POC Module), and RESOURCES (listing Proof of Coverage State Guide, Professional Employer Organizations (PEO) - Guide to State-Specific Requirements, Take-Out Credit Program, Policy Edit Matrix, and Professional Employer Organizations (PEO)). The 'Policy Edit Matrix' link is highlighted with a red box.



Data Now Program (DNP) Advanced Policy Reporting

Policy Data Edit Matrices

Policy and Proof of Coverage Reporting Guidebook

Policy Edit Matrix—Production

The Policy Edit Matrix—Production lists all edits currently applied to your Policy Data submissions and includes details such as Edit Number, Edit Message, and Data Field applicability. NCCI provides updates to the Policy Edit Matrix—Production to include the most current information on NCCI's policy editing. Use the matrix when addressing edits identified in your Policy Data reports or in the **Policy Data Collection** tool.

Access the Policy Edit Matrix—Production:

- [Microsoft® Word \(Downloadable Version\)](#)
- [PDF Format \(Viewable Version\)](#)

Policy Edit Matrix—Future Enhancements

The Policy Edit Matrix—Future Enhancements lists all edits scheduled for future implementation and includes details such as Edit Number, Edit Message, and Data Field applicability. It provides lead time and projected implementation dates for planned changes to policy editing.

Access the Policy Edit Matrix—Future Enhancements:

- [Microsoft® Word \(Downloadable Version\)](#)
- [PDF Format \(Viewable Version\)](#)

Policy Edit Matrix—Change Tracking Guide

PDF
Issued 10/21/2024—Current PDF
Issued 09/17/2024

NCCI Resources:

- ***Policy and Proof of Coverage Reporting Guidebook***
- ***Data Reports***
- ***Policy Data Edit Matrices***
- ***Servicing Carrier Reference Guide***

The NCCI content in the presentations and related materials is provided solely as a reference tool for informational purposes only. NCCI expressly disclaims any and all warranties of any kind as to the presentations and materials, with such being provided "AS IS." Any data shown in the presentation or materials is for demonstration purposes only and does not reflect actual data in a tool.